

STATE OF COLORADO

Abstract of Votes Cast

AT THE

Primary Election

Held on the Twelfth Day of September,
A. D. 1916

AND AT THE

General Election

Held on the Seventh Day of November,
A. D. 1916

FOR

Presidential Electors, Congressmen, and State,
Legislative and District Officers

ALSO THE

Proposed Constitutional Amendments
Initiated and Referred Bills

COMPILED FROM OFFICIAL RETURNS

BY


JAMES R. NOLAND

Secretary of State

1916



DENVER, COLORADO
THE C. F. HOECKEL BLANK BOOK AND LITHOGRAPHING CO.
1916



STATE OF COLORADO

Abstract of Votes Cast

AT THE

Primary Election

Held on the Twelfth Day of September,
A. D. 1916

AND AT THE

General Election

Held on the Seventh Day of November,
A. D. 1916

FOR

Presidential Electors, Congressmen, and State,
Legislative and District Officers

ALSO THE

Proposed Constitutional Amendments
Initiated and Referred Bills

COMPILED FROM OFFICIAL RETURNS

BY

JAMES R. NOLAND
Secretary of State

1916



DENVER, COLORADO
THE C. F. HOECKEL BLANK BOOK AND LITHOGRAPHING CO.
1916

ABSTRACT OF VOTES CAST AT

FOR STATE SENATORS FROM THE FIRST
SENATORIAL DISTRICT

City and County of Denver

James C. Starkweather, Republican.....	5,681
Joseph Sampson, Republican.....	2,106
William C. Ferrill, Republican.....	2,246
George B. Drake, Republican.....	5,032
William H. Robinson, Republican.....	4,148
William A. Carpenter, Republican.....	9,299
Louis Wagner, Republican.....	3,899
Samuel J. Sackett, Republican.....	5,372
Leon M. Hattenbach, Republican.....	6,612
John F. Rotruck, Republican.....	1,793
Edward V. Dunklee, Democrat.....	5,367
John Red Williams, Democrat.....	5,624
John I. Tierney, Democrat.....	5,316
Reuben J. Morris, Democrat.....	4,370

Scattering, 3 Candidates. Total 3 Votes.

Carpenter over Sackett.....	3,927
Hattenbach over Sackett.....	1,240
Starkweather over Sackett.....	309
Williams over Morris.....	1,254
Dunklee over Morris.....	997
Tierney over Morris.....	946

FOR STATE SENATOR FROM THE SECOND
SENATORIAL DISTRICT

COUNTY	Al S. Andrew (Rep.)	Perry C. Dunlap (Dem.)
Pueblo	2,537	2,957

**FOR STATE SENATOR FROM THE THIRD
SENATORIAL DISTRICT**

COUNTY	L. A. Puffer (Rep.)	C. A. Gore (Dem.)	L. A. Puffer (Prog.)	Geo. B. Gould (Prog.)
El Paso	3,756	900	31	33
	Gould over Puffer, 2			

**FOR STATE SENATOR FROM THE FOURTH
SENATORIAL DISTRICT**

COUNTY	Casimiro Barela (Rep.)	John Mayer (Rep.)	Samuel W. DeBusk (Dem.)
Las Animas	2,208	1,587	724
	Barela over Mayer, 621		

**FOR STATE SENATOR FROM THE FIFTH
SENATORIAL DISTRICT**

COUNTY	Howard B. Millard (Rep.)	E. L. Montgomery (Rep.)	Henry O. Andrew (Dem.)	John R. Furlong (Dem.)	C. R. Larsen (Dem.)
Boulder	1,237	1,209	1,094	721	349
	Scattering, 3 Candidates. Total, 15 Votes.				
	Millard over Montgomery.....				28
	Andrew over Furlong.....				373

ABSTRACT OF VOTES CAST AT
**FOR STATE SENATOR FROM THE SEVENTH
 SENATORIAL DISTRICT**

COUNTY	Robert E. Winbourn (Rep.)	D. P. Coldren (Dem.)
Weld	3,352	1,031
Scattering, 4 Candidates. Total 4 Votes.		

**FOR STATE SENATOR FROM THE EIGHTH
 SENATORIAL DISTRICT**

COUNTY	Wilbur F. Smith (Rep.)	Wesley Staley (Dem.)
Jefferson	1,470	449
Scattering, 3 Candidates. Total, 3 Votes.		

**FOR STATE SENATOR FROM THE NINTH
 SENATORIAL DISTRICT**

COUNTY	Matt N. Lines (Rep.)	George D. Cummings (Dem.)
Fremont	858	384.

**FOR STATE SENATOR FROM THE ELEVENTH
SENATORIAL DISTRICT**

COUNTIES	W. F. Dale (Rep.)	George Hetherington (Dem.)
Delta	1,353	482
Gunnison	335	290
	<hr/>	<hr/>
	1,688	772

Scattering, 2 Candidates. Total 2 Votes.

**FOR STATE SENATOR FROM THE THIRTEENTH
SENATORIAL DISTRICT**

COUNTIES	Horace F. Mann (Rep.)	J. N. McWilliams (Dem.)
Jackson	79	29
Moffat	288	223
Rio Blanco	127	153
Routt	580	465
	<hr/>	<hr/>
	1,074	870

ABSTRACT OF VOTES CAST AT

FOR STATE SENATOR FROM THE NINETEENTH
SENATORIAL DISTRICT

COUNTIES	Rowe N. Pingrey (Rep.)	Geo. E. West (Dem.)
La Plata	344	883
Montezuma	193	597
	<hr/>	<hr/>
	537	1,480

Scattering, 1 Candidate. Total 1 Vote.

FOR STATE SENATOR FROM THE TWENTY-FIRST
SENATORIAL DISTRICT

COUNTIES	J. W. Deane (Rep.)	E. T. Napier (Dem.)	William M. Dinkle (Dem.)
Eagle	344	351	162
Garfield	673	885	549
Pitkin	97	235	441
	<hr/>	<hr/>	<hr/>
	1,114	1,471	1,152

Napier over Dinkle, 319.

**FOR STATE SENATOR FROM THE TWENTY-SECOND
SENATORIAL DISTRICT**

COUNTIES	Agnes L. Riddle (Rep.)	Luke J. Kavanaugh (Dem.)	Dix W. McSween (Dem.)
Adams	339	565	220
Arapahoe	1,038	633	146
Morgan	887	56	178
	<hr/>	<hr/>	<hr/>
	2,264	1,254	544

Scattering, 2 Candidates. Total 5 Votes.

Kavanaugh over McSween, 710

**FOR STATE SENATOR FROM THE TWENTY-THIRD
SENATORIAL DISTRICT**

COUNTIES	Reuben C. Inge (Rep.)	C. S. Culp (Rep.)	Thos. C. Coltman (Dem.)
Crowley	364	233	404
Otero	627	557	366
	<hr/>	<hr/>	<hr/>
	991	790	770

Inge over Culp, 201

ABSTRACT OF VOTES CAST AT

FOR STATE SENATOR FROM THE TWENTY-FOURTH
SENATORIAL DISTRICT

COUNTIES	Daniel E. Newcomb (Rep.)	Clifton H. Wilder (Rep.)	William H. Adams (Dem.)
Alamosa	204	(Resigned)	215
Conejos	584		80
	<hr/>	<hr/>	<hr/>
	788		295

Scattering, 1 Candidate. Total 1 Vote.

FOR STATE SENATOR FROM THE TWENTY-SIXTH
SENATORIAL DISTRICT

COUNTIES	G. C. Scamm (Rep.)	Siewers Fincher (Dem.)	John J. White (Dem.)	Richard C. Benight (Dem.)
Clear Creek	276	88	385	24
Gilpin	191	75	65	114
Grand	106	72	55	8
Summit	96	338	33	21
	<hr/>	<hr/>	<hr/>	<hr/>
	669	573	538	167

Fincher over White, 35

**FOR
REPRESENTATIVES IN THE TWENTY-FIRST GENERAL ASSEMBLY,
FROM THE COUNTY OF ADAMS**

COUNTY	H. G. Emery (Dem.)	A. H. Kramer (Rep.)
Adams	683	333

**FOR
REPRESENTATIVES IN THE TWENTY-FIRST GENERAL ASSEMBLY,
FROM THE COUNTY OF ALAMOSA.**

COUNTY	Robert M. Born (Dem.)	Wm. R. Pyke (Rep.)
Alamosa	196	211

**FOR
REPRESENTATIVES IN THE TWENTY-FIRST GENERAL ASSEMBLY,
FROM THE COUNTIES OF ARAPAHOE AND ELBERT**

COUNTIES	S. J. Hanks (Rep.)	Henry M. Munn (Dem.)	John Roth (Dem.)
Arapahoe	916	265	476
Elbert	161	124	113
	<hr/>	<hr/>	<hr/>
	1,077	389	589

Roth over Munn, 200

ABSTRACT OF VOTES CAST AT

**FOR
REPRESENTATIVES IN THE TWENTY-FIRST GENERAL ASSEMBLY,
FROM THE COUNTY OF BOULDER**

COUNTY	Gray Secor (Rep.)	L. E. Girard (Rep.)	J. H. Golden (Dem.)	Alphonse P. Ardourel (Dem.)
Boulder	1,709	1,707	1,397	1,488

**FOR
REPRESENTATIVES IN THE TWENTY-FIRST GENERAL ASSEMBLY,
FROM THE COUNTY OF CHAFFEE**

COUNTY	Wm. C. Alexander (Rep.)	A. E. Wright (Dem.)
Chaffee	507	447
Scattering, 1 Candidate. Total, 1 Vote.		

**FOR
REPRESENTATIVES IN THE TWENTY-FIRST GENERAL ASSEMBLY,
FROM THE COUNTY OF CLEAR CREEK**

COUNTY	Don J. McDonald (Dem.)	Herman E. Crist (Rep.)
Clear Creek	363	294

**FOR
REPRESENTATIVES IN THE TWENTY-FIRST GENERAL ASSEMBLY,
FROM THE COUNTY OF CONEJOS**

COUNTY		J. M. Velasquez (Dem.)	Celestino Garcia (Rep.)
Conejos	79	723	

**FOR
REPRESENTATIVES IN THE TWENTY-FIRST GENERAL ASSEMBLY,
FROM THE COUNTIES OF CROWLEY AND OTERO**

COUNTIES	M. E. Bashor (Rep.)	R. H. Mueller (Rep.)	Floyd P. Roberts (Dem.)	E. G. Herzberger (Dem.)
Crowley	510	379	402	301
Otero	644	693	300	313
	1,154	1,072	702	614

**FOR
REPRESENTATIVES IN THE TWENTY-FIRST GENERAL ASSEMBLY,
FROM THE COUNTY OF DELTA**

COUNTY		Robert F. Rockwell (Rep.)	H. K. Ferguson (Dem.)
Delta		1,339	524

Scattering, 1 Candidate. Total, 1 Vote.

FOR
REPRESENTATIVES IN THE TWENTY-FIRST GENERAL ASSEMBLY,
FROM THE CITY AND COUNTY OF DENVER

Charles J. Vallero, Democrat.....	4,773
John W. Maloney, Democrat.....	5,302
Clem F. Crowley, Democrat.....	5,657
John M. O'Brien, Democrat.....	5,035
James O. Garrett, Democrat.....	5,176
Robert Willison, Democrat.....	4,930
Theodore H. Proske, Democrat.....	3,824
Arthur D. Meyer, Democrat.....	5,134
Frederick D. Anderson, Democrat.....	4,011
Evangeline Hartz, Democrat.....	4,052
Dan Vandermeulen, Democrat.....	3,236
Edmund Rogers, Democrat.....	4,348
Albert G. Craig, Democrat.....	3,785
George A. Yaeger, Democrat.....	4,355
Earl Wettengel, Democrat.....	2,342
Eric Smith, Democrat.....	3,305
W. Edward Stephens, Democrat.....	3,209
Felix B. Tait, Democrat.....	3,005
Edward L. Clover, Democrat.....	3,495
Charles Baer, Republican.....	8,847
Anna L. Hamer, Republican.....	5,064
George P. Winters, Republican.....	6,534
Carroll M. Bills, Republican.....	6,834
Golding Fairfield, Republican.....	6,022
Thomas F. Azpell, Republican.....	6,183
Robert Harris, Republican.....	6,581
William H. H. Cranmer, Republican.....	6,230
Joseph V. Benson, Republican.....	6,394
James M. McLane, Republican.....	4,674
Giles P. Howard, Republican.....	4,751
Harry G. Ferguson, Republican.....	6,641
John G. Powell, Republican.....	3,737
Charles T. Linton, Republican.....	6,099
Robert A. Young, Republican.....	4,384
Arthur J. Doud, Republican.....	5,623
Cebert A. Trease, Republican.....	3,756
Leon Wavle, Republican.....	1,734
Thomas Tonge, Republican.....	4,805

**FOR
REPRESENTATIVES IN THE TWENTY-FIRST GENERAL ASSEMBLY,
FROM THE CITY AND COUNTY OF DENVER—Continued**

Charles A. Parker, Republican.....	4,403
William J. McPherson, Republican.....	4,961
Lewis E. Winans, Republican.....	2,662
Randolph M. Hagerman, Republican.....	5,435
Forrest L. Nicol, Republican.....	3,541
Earl R. Hoage, Republican.....	2,024
Felix Thies, Republican.....	3,579
Arthur A. Peters, Republican.....	4,686
Lyda E. Dunagan, Republican.....	2,840
William F. Evans, Republican.....	5,320
Hugh R. Steele, Republican.....	5,963
J. H. Chrysler, Republican.....	3,123
Halsey M. Rhoads, Republican.....	6,479
Charles H. Skinner, Republican.....	5,173
Wilbert E. Gould, Republican.....	2,391

Scattering, 13 Candidates. Total, 13 Votes.

Crowley over Craig.....	1,872
Maloney over Craig.....	1,517
Garrett over Craig.....	1,391
Meyer over Craig.....	1,349
O'Brien over Craig.....	1,250
Willison over Craig.....	1,145
Vallero over Craig.....	988
Yaeger over Craig.....	570
Rogers over Craig.....	563
Heartz over Craig.....	267
Anderson over Craig.....	226
Proske over Craig.....	39
Baer over Doud.....	3,224
Bills over Doud.....	1,211
Ferguson over Doud.....	1,018
Harris over Doud.....	958
Winters over Doud.....	911
Rhoads over Doud.....	856
Benson over Doud.....	771
Cranmer over Doud.....	607
Azpell over Doud.....	560
Linton over Doud.....	476
Fairfield over Doud.....	399
Steele over Doud.....	340

ABSTRACT OF VOTES CAST AT

**FOR
REPRESENTATIVES IN THE TWENTY-FIRST GENERAL ASSEMBLY,
FROM THE COUNTY OF DOUGLAS**

COUNTY	Charles E. Crosswhite (Dem.)	Hugh Taylor (Rep.)
Douglas	115	176

**FOR
REPRESENTATIVES IN THE TWENTY-FIRST GENERAL ASSEMBLY,
FROM THE COUNTY OF EAGLE**

COUNTY	Chas. Mayer (Dem.)	E. E. Kennedy (Dem.)	F. V. Burbank (Rep.)	O. W. Daggett (Rep.)
Eagle	403	1	394	1
Mayer over Kennedy.....			402	
Burbank over Daggett.....			393	

**FOR
REPRESENTATIVES IN THE TWENTY-FIRST GENERAL ASSEMBLY,
FROM THE COUNTY OF EL PASO**

L. M. Counts.....	867
Leslie W. Meyer, Democrat.....	91
C. S. Gambrill, Democrat.....	75
A. M. Wilson, Republican.....	3,314
F. E. Torbit, Republican.....	2,834
Willis V. Sims, Republican.....	3,091
Willis V. Sims, Progressive.....	26
F. E. Torbit, Progressive.....	25
A. M. Wilson, Progressive.....	27
O. L. Womach, Progressive.....	6
L. A. Dorlac, Progressive.....	21
Leslie Meyer, Progressive.....	2
Wilson over Dorlac.....	6
Sims over Dorlac.....	5
Torbit over Dorlac.....	4

**FOR
REPRESENTATIVES IN THE TWENTY-FIRST GENERAL ASSEMBLY,
FROM THE COUNTY OF FREMONT**

COUNTY.....	Orion W. Locke (Dem.)	Geo. E. Colgate (Rep.)	Jonathan Seaman (Rep.)
Fremont	368	906	1
Colgate over Seaman, 905			

ABSTRACT OF VOTES CAST AT

FOR
REPRESENTATIVES IN THE TWENTY-FIRST GENERAL ASSEMBLY,
FROM THE COUNTIES OF GARFIELD AND RIO BLANCO

COUNTIES	Ernest Barlow (Dem.)	J. R. Smith (Dem.)	W. R. Lee (Rep.)
Garfield	628	575	631
Rio Blanco	98	59	131
	726	634	762

Barlow over Smith, 92

FOR
REPRESENTATIVES IN THE TWENTY-FIRST GENERAL ASSEMBLY,
FROM THE COUNTY OF GILPIN

COUNTY	William O. Jenkins (Dem.)	Robert Wilkinson (Rep.)
Gilpin	227	46

Scattering, 5 Candidates. Total, 8 Votes.

FOR
REPRESENTATIVES IN THE TWENTY-FIRST GENERAL ASSEMBLY,
FROM THE COUNTY OF GUNNISON

COUNTY	Albert H. Good (Rep.)	T. J. Thompson (Dem.)
Gunnison	380	315

FOR
REPRESENTATIVES IN THE TWENTY-FIRST GENERAL ASSEMBLY,
FROM THE COUNTIES OF HINSDALE, ARCHULETA AND MINERAL

COUNTIES	W. E. Furrow (Dem.)	A. J. Nossaman (Rep.)
Hinsdale	89	38
Archuleta	252	268
Mineral	40	108
	382	414

FOR
REPRESENTATIVES IN THE TWENTY-FIRST GENERAL ASSEMBLY,
FROM THE COUNTIES OF HUERFANO AND COSTILLA

COUNTIES	J. P. Gallegos (Rep.)	Gaspar Gallegos (Dem.)
Huerfano	1,039	252
Costilla	363	457
	1,402	709

ABSTRACT OF VOTES CAST AT

**FOR
REPRESENTATIVES IN THE TWENTY-FIRST GENERAL ASSEMBLY,
FROM THE COUNTY OF JEFFERSON**

COUNTY	John Grattan (Rep.)	Chas. E. Friend (Dem.)
Jefferson	1,401	434

**FOR
REPRESENTATIVES IN THE TWENTY-FIRST GENERAL ASSEMBLY,
FROM THE COUNTIES OF KIOWA AND BENT**

COUNTIES	Boon Best (Dem.)	Wilkie C. Ham (Dem.)	A. T. Cherry (Rep.)
Kiowa	449	140	141
Bent	132	302	294
	<hr/>	<hr/>	<hr/>
	581	442	345

Scattering, 1 Candidate. Total, 1 Vote.

Best over Ham, 139

**FOR
REPRESENTATIVES IN THE TWENTY-FIRST GENERAL ASSEMBLY,
FROM THE COUNTY OF LAKE**

COUNTY	Ernest W. Owen (Dem.)	Duane Dorsey (Dem.)	D. E. Francis (Dem.)	John C. Carrig (Rep.)	Fred L. Cretney (Rep.)
Lake	647	298	292	533	697
Owen over Francis.....				355	
Dorsey over Francis.....				6	
Cretney over Carrig.....				164	

**FOR
REPRESENTATIVES IN THE TWENTY-FIRST GENERAL ASSEMBLY,
FROM THE COUNTY OF LA PLATA**

COUNTY	John H. McDevitt, Jr. (Rep.)	Thomas H. Kelley (Dem.)	D. L. Egger (Dem.)
La Plata	365	211	89
Scattering, 1 Candidate. Total, 1 Vote.			
Kelley over Egger, 122.			

**FOR
REPRESENTATIVES IN THE TWENTY-FIRST GENERAL ASSEMBLY,
FROM THE COUNTY OF LARIMER**

COUNTY	P. D. Nelson (Rep.)	Wm. E. Banks (Dem.)
Larimer	1,539	500
Scattering, 2 Candidates. Total, 14 Votes.		

ABSTRACT OF VOTES CAST AT

**FOR
REPRESENTATIVES IN THE TWENTY-FIRST GENERAL ASSEMBLY,
FROM THE COUNTY OF LAS ANIMAS**

COUNTY	Faustin T. Mascareñas (Rep.)	H. A. Schmidt (Rep.)	F. T. Frisbey (Dem.)	Andres Lucero (Dem.)
Las Animas	1,936	2,141	642	596

**FOR
REPRESENTATIVES IN THE TWENTY-FIRST GENERAL ASSEMBLY,
FROM THE COUNTIES OF LINCOLN, KIT CARSON AND CHEYENNE**

COUNTIES	C. M. Somerville (Dem.)	W. H. Chamberlain (Dem.)	Wm. J. Rothwell (Rep.)	Jennie L. Tressel (Rep.)
Lincoln	208	38	728	...
Kit Carson	66	17	580	5
Cheyenne	68	21	438	...
	342	76	1,746	5

Scattering, 7 Candidates. Total, 12 Votes.

Somerville over Chamberlain.....	266
Rothwell over Tressel.....	1,741

**FOR
REPRESENTATIVES IN THE TWENTY-FIRST GENERAL ASSEMBLY,
FROM THE COUNTIES OF LOGAN AND SEDGWICK**

COUNTIES	L. G. Giacomini (Dem.)	John C. Scott (Rep.)
Logan	430	682
Sedgwick	89	275
	519	957

Scattering, 2 Candidates. Total, 3 Votes.

**FOR
REPRESENTATIVES IN THE TWENTY-FIRST GENERAL ASSEMBLY,
FROM THE COUNTY OF MESA**

COUNTY	Albert R. Sampliner (Rep.)	Benton Canon (Dem.)
Mesa	1,398	723

ABSTRACT OF VOTES CAST AT

FOR
REPRESENTATIVES IN THE TWENTY-FIRST GENERAL ASSEMBLY,
FROM THE COUNTIES OF MONTEZUMA AND DOLORES

COUNTIES	S. C. Green (Rep.)	U. L. Albers (Dem.)	Clifford J. Laube (Dem.)
Montezuma	205	207	524
Dolores	3	65	152
	208	272	676

Scattering, 2 Candidates. Total, 2 Votes.

FOR
REPRESENTATIVES IN THE TWENTY-FIRST GENERAL ASSEMBLY,
FROM THE COUNTY OF MONTROSE

COUNTY	W. J. Horton (Dem.)	S. B. Wonder (Rep.)	Chas. Doland (Rep.)
Montrose	686	361	343

Wonder over Doland, 18

**FOR
REPRESENTATIVES IN THE TWENTY-FIRST GENERAL ASSEMBLY,
FROM THE COUNTIES OF MORGAN AND WASHINGTON**

COUNTIES	Samuel C. Farrar (Dem.)	Mark B. Gill (Rep.)
Morgan	171	937
Washington	330	510
	501	1,447

Scattering, 5 Candidates. Total, 8 Votes.

**FOR
REPRESENTATIVES IN THE TWENTY-FIRST GENERAL ASSEMBLY,
FROM THE COUNTY OF OURAY**

COUNTY	B. H. DuPraw (Dem.)	Owen McCaffery (Dem.)	Dan A. Ferguson (Rep.)	John Justin McCarthy (Rep.)
Ouray	396	191	150	133
DuPraw over McCaffery			205	
Ferguson over McCarthy			17	

ABSTRACT OF VOTES CAST AT

**FOR
REPRESENTATIVES IN THE TWENTY-FIRST GENERAL ASSEMBLY,
FROM THE COUNTIES OF PHILLIPS AND YUMA**

COUNTIES	Geo. B. Weir (Dem.)	Chas. E. Damewood (Rep.)
Phillips	138	267
Yuma	401	417
	539	684

**FOR
REPRESENTATIVES IN THE TWENTY-FIRST GENERAL ASSEMBLY,
FROM THE COUNTY OF PITKIN**

COUNTY	James N. Ashby (Dem.)	Jas. M. Downing (Rep.)
Pitkin	439	99

Scattering, 4 Candidates. Total, 8 Votes.

**FOR
REPRESENTATIVES IN THE TWENTY-FIRST GENERAL ASSEMBLY,
FROM THE COUNTIES OF PROWERS AND BACA**

COUNTIES	N. Gomar Jones (Rep.)	Allyn Cole (Rep.)	A. C. Davis (Dem.)	S. M. Konkel (Dem.)
Prowers	337	476	219	102
Baca	267	178	226	222
	<hr/>	<hr/>	<hr/>	<hr/>
	604	654	445	324
Cole over Jones.....			50	
Davis over Konkel.....			121	

**FOR
REPRESENTATIVES IN THE TWENTY-FIRST GENERAL ASSEMBLY,
FROM THE COUNTY OF PUEBLO**

M. E. Fuller, Democrat.....	2,659
Sterling Cawfield, Democrat.....	2,701
Thos. Mishou, Democrat.....	2,705
Mike Studzinski, Democrat.....	2,594
Geo. E. McDonald, Republican.....	1,683
Chas. Medde, Republican.....	1,977
F. M. Stokes, Republican.....	2,325
J. Arthur Phelps, Republican.....	2,319
Chas. A. Foster, Republican.....	2,100
Stokes over McDonald.....	642
Phelps over McDonald.....	636
Foster over McDonald.....	417
Medde over McDonald.....	294

ABSTRACT OF VOTES CAST AT

**FOR
REPRESENTATIVES IN THE TWENTY-FIRST GENERAL ASSEMBLY,
FROM THE COUNTY OF RIO GRANDE**

COUNTY	William A. Bronaugh (Dem.)	Charles Edman (Rep.)
Rio Grande	135	535

**FOR
REPRESENTATIVES IN THE TWENTY-FIRST GENERAL ASSEMBLY,
FROM THE COUNTIES OF ROUTT AND MOFFAT**

COUNTIES	George W. Smith (Rep.)	M. H. Smith (Dem.)	R. W. Finley (Dem.)	Albert A. Mann (Dem.)
Routt	521	167	112	248
Moffat	259	142	154	28
	780	309	266	276

Smith (M. H.) over Mann, 33

**FOR
REPRESENTATIVES IN THE TWENTY-FIRST GENERAL ASSEMBLY,
FROM THE COUNTIES OF SAGUACHE AND CUSTER**

COUNTIES	Carl L. Marold (Dem.)	Jno. T. McNeely (Rep.)
Saguache	311	224
Custer	135	77
	446	301

Scattering, 1 Candidate. Total, 1 Vote

**FOR
REPRESENTATIVES IN THE TWENTY-FIRST GENERAL ASSEMBLY,
FROM THE COUNTY OF SAN JUAN**

COUNTY	Metz Rodgers (Dem.)	E. J. Holman (Rep.)
San Juan	83	91

**FOR
REPRESENTATIVES IN THE TWENTY-FIRST GENERAL ASSEMBLY,
FROM THE COUNTY OF SAN MIGUEL**

COUNTY	W. H. Doyle (Dem.)	J. W. S. Cross (Rep.)
San Miguel	307	310

ABSTRACT OF VOTES CAST AT

FOR
REPRESENTATIVES IN THE TWENTY-FIRST GENERAL ASSEMBLY,
FROM THE COUNTIES OF SUMMIT, GRAND AND JACKSON

COUNTIES	A. E. Wilkins (Dem.)	Frank W. Murphy (Rep.)
Summit	282	96
Grand	104	118
Jackson	32	86
	418	300

FOR
REPRESENTATIVES IN THE TWENTY-FIRST GENERAL ASSEMBLY,
FROM THE COUNTIES OF TELLER AND PARK

	Teller	Park	Total
Pearl Emens, Republican.....	410	75	485
David W. Kingston, Republican.....	441	65	506
Henry P. Nagel, Jr., Republican.....	617	39	656
W. L. Shockey, Republican.....	692	25	717
J. M. Harris, Democrat.....	1,000	143	1,143
Abe Hawn, Democrat.....	721	18	739
John Ifinger, Democrat.....	770	192	962
Joseph Crumby, Democrat.....	791	24	815
B. F. Campbell, Democrat.....	605	87	692
Shockey over Kingston.....		211	
Nagel over Kingston.....		150	
Harris over Crumby.....		328	
Ifinger over Crumby.....		147	

**FOR
REPRESENTATIVES IN THE TWENTY-FIRST GENERAL ASSEMBLY,
FROM THE COUNTY OF WELD**

COUNTY	Wm. K. Gilcrest (Rep.)	C. R. Graves (Rep.)	Chas. H. DeFord (Rep.)	Evert H. Houtchens (Dem.)	A. F. Hart (Dem.)
Weld	2,781	2,323	1,343	942	811
Gilcrest over DeFord.....				1,438	
Graves over DeFord.....				980	

ABSTRACT OF VOTES CAST AT

FOR GOVERNOR

COUNTY	Samuel D. Nicholson (Rep.)	George A. Carlson (Rep.)	Julius C. Gunter (Dem.)
Adams	244	230	835
Alamosa	207	127	193
Arapahoe	805	575	566
Archuleta	192	113	248
Baca	103	312	393
Bent	58	257	271
Boulder	984	2,048	2,126
Chaffee	370	503	513
Cheyenne	347	261	323
Clear Creek	319	165	356
Conejos	645	696	88
Costilla	318	124	420
Crowley	158	572	471
Custer	57	70	153
Delta	669	1,202	539
Denver	11,716	9,121	8,149
Dolores	11	3	141
Douglas	132	81	123
Eagle	303	201	426
Elbert	133	98	234
El Paso	2,387	3,020	1,067
Fremont	413	919	460
Garfield	491	456	1,063
Gilpin	189	165	199
Grand	89	71	114
Gunnison	270	263	356
Hinsdale	44	19	98
Huerfano	1,209	178	311
Jackson	56	59	31
Jefferson	1,089	1,104	470
Kiowa	59	122	386

FOR GOVERNOR—Continued

COUNTY	Samuel D. Nicholson (Rep.)	George A. Carlson (Rep.)	Julius C. Gunter (Dem.)
Kit Carson	311	497	438
Lake	1,286	335	935
La Plata	248	211	853
Larimer	836	1,662	618
Las Animas	2,301	1,188	795
Lincoln	402	557	686
Logan	469	619	550
Mesa	557	1,360	723
Mineral	129	87	51
Moffat	158	192	237
Montezuma	52	209	655
Montrose	141	664	747
Morgan	638	761	209
Otero	296	908	387
Ouray	128	164	436
Park	115	48	221
Phillips	69	289	142
Pitkin	69	46	461
Prowers	244	676	330
Pueblo	1,282	2,521	3,208
Rio Blanco	104	98	187
Rio Grande	371	474	131
Routt	495	290	483
Saguache	144	214	311
San Juan	78	73	95
San Miguel	304	100	346
Sedgwick	140	289	104
Summit	108	30	303
Teller	1746	503	1,844
Washington	377	306	332

ABSTRACT OF VOTES CAST AT

FOR GOVERNOR—Continued

COUNTY	Samuel D. Nicholson (Rep.)	George A. Carlson (Rep.)	Julius C. Gunter (Dem.)
Weld	2,014	3,103	1,186
Yuma	199	394	442
	<hr/>	<hr/>	<hr/>
	38,878	42,003	39,569

Scattering, 11 Candidates. Total, 35 votes

Carlson Over Nicholson, 3,125



ABSTRACT OF VOTES CAST AT
FOR LIEUTENANT GOVERNOR

COUNTY	Moses E. Lewis (Rep.)	James A. Pulliam (Dem.)	Franklin E. Carringer (Dem.)
Adams	376	406	514
Alamosa	223	132	58
Arapahoe	994	286	379
Archuleta	209	227	43
Baca	354	237	118
Bent	220	158	104
Boulder	2,336	1,102	966
Chaffee	543	250	274
Cheyenne	473	179	126
Clear Creek	276	166	237
Conejos	624	69	17
Costilla	355	362	102
Crowley	572	241	218
Custer	87	74	82
Delta	1,352	316	211
Denver	14,718	3,380	4,571
Dolores	5	141	51
Douglas	168	69	48
Eagle	380	242	167
Elbert	183	125	121
El Paso	3,851	577	473
Fremont	1,006	204	243
Garfield	712	560	477
Gilpin	219	95	118
Grand	114	74	38
Gunnison	368	208	150
Hinsdale	45	83	16
Huerfano	1,193	168	128
Jackson	79	20	9
Jefferson	1,536	169	358
Kiowa	147	320	86

FOR LIEUTENANT GOVERNOR—Continued

COUNTY	Moses E. Lewis (Rep.)	James A. Pulliam (Dem.)	Franklin E. Carringer (Dem.)
Kit Carson	654	265	162
Lake	924	326	601
La Plata	323	992	84
Larimer	1,784	279	304
Las Animas	2,645	397	356
Lincoln	796	400	269
Logan	853	379	175
Mesa	1,410	387	318
Mineral	128	28	21
Moffat	269	139	109
Montezuma	214	604	159
Montrose	656	387	337
Morgan	961	95	119
Otero	888	215	171
Ouray	215	247	219
Park	122	142	94
Phillips	253	80	57
Pitkin	90	274	204
Prowers	684	165	142
Pueblo	2,722	1,632	1,585
Rio Blanco	138	95	84
Rio Grande	512	90	41
Routt	597	262	211
Saguache	238	181	133
San Juan	94	89	24
San Miguel	298	228	156
Sedgwick	290	57	43
Summit	98	186	137
Teller	1,010	1,151	742
Washington	514	203	121

ABSTRACT OF VOTES CAST AT
FOR LIEUTENANT GOVERNOR—Continued

COUNTY	Moses E. Lewis (Rep.)	James A. Pulliam (Dem.)	Franklin E. Carringer (Dem.)
Weld	3,516	571	577
Yuma	421	272	176
	58,040	21,458	18,434

Scattering, 6 Candidates. Total, 37 Votes.

Pulliam over Carringer, 3,024.



ABSTRACT OF VOTES CAST AT

FOR SECRETARY OF STATE

COUNTY	John E. Ramer (Rep.)	William F. Allen (Dem.)
Adams	361	713
Alamosa	223	176
Arapahoe	1,009	600
Archuleta	217	236
Baca	352	384
Bent	225	237
Boulder	2,356	1,885
Chaffee	544	465
Cheyenne	482	308
Clear Creek	274	327
Conejos	650	89
Costilla	363	426
Crowley	547	441
Custer	90	141
Delta	1,564	512
Denver	14,515	7,190
Dolores	6	136
Douglas	166	115
Eagle	379	399
Elbert	178	219
El Paso	3,733	1,007
Fremont	905	422
Garfield	704	998
Gilpin	213	177
Grand	114	110
Gunnison	378	345
Hinsdale	44	85
Huerfano	1,180	277
Jackson	97	29
Jefferson	1,515	384
Kiowa	152	371


FOR SECRETARY OF STATE—Continued

COUNTY	John E. Ramer (Rep.)	William F. Allen (Dem.)
Kit Carson	657	419
Lake	928	840
La Plata	327	826
Larimer	2,082	560
Las Animas	2,603	738
Lincoln	787	644
Logan	848	529
Mesa	1,384	655
Mineral	128	44
Moffat	277	227
Montezuma	205	612
Montrose	646	700
Morgan	959	201
Otero	870	369
Ouray	226	397
Park	123	211
Phillips	256	134
Pitkin	94	430
Prowers	677	317
Pueblo	2,730	2,908
Rio Blanco	139	169
Rio Grande	518	129
Routt	606	454
Saguache	242	292
San Juan	91	86
San Miguel	292	328
Sedgwick	303	103
Summit	100	283
Teller	998	1,737
Washington	529	308

ABSTRACT OF VOTES CAST AT
FOR SECRETARY OF STATE—Continued

COUNTY	John E. Ramer (Rep.)	William F. Allen (Dem.)
Weld	3,517	1,122
Yuma	425	421
	<hr/>	<hr/>
	58,103	36,397

Scattering, 6 Candidates. Total, 34 Votes.



ABSTRACT OF VOTES CAST AT

FOR AUDITOR OF STATE

COUNTY	Olie Thorson (Rep.)	H. H. Harbaugh (Rep.)	Arthur M. Stong (Rep.)	Charles H. Leckenby (Dem.)	Lloyd M. Davis (Dem.)
Adams	100	128	137	484	434
Alamosa	56	36	189	122	71
Arapahoe	391	285	339	400	251
Archuleta	80	44	118	172	64
Baca	143	75	129	161	196
Bent	104	71	53	169	100
Boulder	1,297	536	589	467	1,973
Chaffee	190	189	168	314	213
Cheyenne	228	86	153	182	132
Clear Creek	122	64	113	260	132
Conejos	360	88	364	65	26
Costilla	141	29	191	371	91
Crowley	222	122	200	213	251
Custer	34	20	37	114	47
Delta	563	286	498	305	235
Denver	6,214	4,557	4,313	4,954	2,726
Dolores	2	1	2	79	68
Douglas	81	29	58	83	35
Eagle	318	44	74	266	161
Elbert	79	46	63	113	130
El Paso	1,702	1,128	1,097	502	161
Fremont	279	344	259	306	141
Garfield	651	116	111	726	346
Gilpin	96	54	84	101	109
Grand	39	35	48	87	25
Gunnison	231	71	123	221	142
Hinsdale	25	21	5	61	34
Huerfano	964	107	76	188	112
Jackson	43	20	27	25	6
Jefferson	449	727	357	347	141
Kiowa	65	29	52	246	153

FOR AUDITOR OF STATE—Continued

COUNTY	Olle Thorson (Rep.)	H. H. Harbough (Rep.)	Arthur M. Strong (Rep.)	Charles H. Leckenby (Dem.)	Roy M. Davis (Dem.)
Kit Carson	314	129	222	220	212
Lake	734	114	228	551	376
La Plata	99	94	137	626	287
Larimer	718	521	545	310	277
Las Animas	1,631	462	670	433	332
Lincoln	348	161	270	388	288
Logan	347	189	279	332	231
Mesa	766	318	416	461	218
Mineral	65	26	48	34	15
Moffat	156	51	71	204	75
Montezuma	53	83	76	495	208
Montrose	202	277	154	429	316
Morgan	527	215	229	106	103
Otero	384	172	298	236	154
Ouray	73	81	79	257	190
Park	66	24	37	124	116
Phillips	103	51	87	79	57
Pitkin	58	18	22	363	144
Prowers	255	167	233	165	158
Pueblo	861	1,365	806	1,864	1,386
Rio Blanco	87	29	40	165	46
Rio Grande	213	127	195	95	41
Routt	250	142	206	477	72
Saguache	127	66	98	177	142
San Juan	23	50	31	79	26
San Miguel	105	76	111	189	174
Sedgwick	135	81	95	64	40
Summit	50	20	44	244	75
Teller	326	262	430	846	987
Washington	218	98	192	168	149

ABSTRACT OF VOTES CAST AT

FOR AUDITOR OF STATE—Continued

COUNTY	Olie Thorson (Rep.)	H. H. Harbough (Rep.)	Arthur M. Strong (Rep.)	Charles H. Leckenby (Dem.)	Roy M. Davis (Dem.)
Weld	668	2,735	786	565	543
Yuma	187	126	127	269	187
	<hr/>	<hr/>	<hr/>	<hr/>	<hr/>
	25,418	17,718	17,288	23,119	16,731

Scattering, 7 Candidates. Total, 32 Votes.

Thorson over Harbaugh, 7,700

Leckenby over Davis, 6,388



ABSTRACT OF VOTES CAST AT

FOR STATE TREASURER

COUNTY	Harry E. Mulnix (Rep.)	Robert H. Higgins (Dem.)
Adams	290	678
Alamosa	197	167
Arapahoe	977	618
Archuleta	209	236
Baca	344	361
Bent	208	233
Boulder	2,199	1,865
Chaffee	541	470
Cheyenne	455	307
Clear Creek	281	335
Conejos	580	84
Costilla	345	420
Crowley	551	450
Custer	89	145
Delta	1,398	507
Denver	14,181	7,168
Dolores	14	137
Douglas	169	114
Eagle	390	389
Elbert	168	219
El Paso	3,625	1,002
Fremont	900	420
Garfield	721	997
Gilpin	212	181
Grand	112	105
Gunnison	361	344
Hinsdale	46	84
Huerfano	1,056	285
Jackson	89	26
Jefferson	1,298	381
Kiowa	150	384

FOR STATE TREASURER—Continued

COUNTY	Harry E. Mulinix (Rep.)	Robert H. Higgins (Dem.)
Kit Carson	642	420
Lake	1,002	824
La Plata	295	809
Larimer	1,794	563
Las Animas	2,735	722
Lincoln	743	649
Logan	718	486
Mesa	1,447	646
Mineral	120	42
Moffat	256	232
Montezuma	210	627
Montrose	654	699
Morgan	925	198
Otero	858	375
Ouray	225	402
Park	129	207
Phillips	244	137
Pitkin	91	429
Prowers	664	314
Pueblo	2,616	3,181
Rio Blanco	135	169
Rio Grande	498	131
Routt	561	430
Saguache	234	289
San Juan	94	84
San Miguel	282	323
Sedgwick	279	100
Summit	101	285
Teller	936	1,672
Washington	512	314

ABSTRACT OF VOTES CAST AT

FOR STATE TREASURER—Continued

COUNTY	Harry E. Mulnix (Rep.)	Robert H. Higgins (Dem.)
Weld	3,281	1,070
Yuma	408	417
	<hr/>	<hr/>
	55,845	36,358

Scattering, 8 Candidates. Total, 32 Votes

Mulnix over Higgins, 19,487



FOR ATTORNEY GENERAL

COUNTY	Samuel G. McMullin (Rep.)	William C. Robinson (Rep.)	Grant E. Halderman (Rep.)	Arthur F. Morrison (Rep.)	Rees D. Rees (Rep.)	Martin Herbert Kennedy (Rep.)	Leslie E. Hubbard (Dem.)
Adams	40	78	32	18	158	29	697
Alamosa	82	34	12	37	37	31	169
Arapahoe	213	170	69	98	438	128	613
Archuleta	82	33	14	48	49	22	266
Baca	145	66	27	42	40	29	348
Bent	71	31	12	24	75	12	236
Boulder	270	512	1,206	182	236	173	1,814
Chaffee	185	145	52	161	51	42	476
Cheyenne	103	221	22	67	44	47	302
Clear Creek	56	38	28	114	70	28	301
Conejos	288	104	36	196	93	99	79
Costilla	96	32	25	11	199	20	421
Crowley	119	216	50	42	75	68	416
Custer	26	15	15	8	22	11	137
Delta	640	359	53	101	123	215	503
Denver	1,934	2,031	2,706	1,903	6,907	2,170	7,159

ABSTRACT OF VOTES CAST AT

Dolores	5	0	0	0	0	0	151
Douglas	19	78	10	17	40	17	112
Eagle	105	93	33	87	47	56	391
Elbert	39	85	7	27	34	6	214
El Paso	677	2,889	139	213	269	452	1,002
Fremont	203	306	55	97	178	107	405
Garfield	281	184	47	88	117	67	1,015
Gilpin	43	90	21	35	51	19	177
Grand	18	26	11	24	36	18	108
Gunnison	140	115	62	32	39	24	301
Hinsdale	19	3	6	1	19	3	89
Huerfano	282	79	583	45	58	37	281
Jackson	24	33	12	3	13	8	28
Jefferson	222	439	153	261	470	155	432
Kiowa	55	66	12	10	14	16	379
Kit Carson	172	217	53	62	107	62	416
Lake	263	302	130	136	119	86	823
La Plata	101	102	24	30	57	28	832
Larimer	392	409	408	155	383	150	530
Las Animas	1,264	479	186	250	408	238	701
Lincoln	189	279	62	92	76	111	630
Logan	215	179	75	241	86	50	490
Mesa	1,216	253	63	72	108	64	597
Mineral	42	16	8	0	64	14	39

FOR ATTORNEY GENERAL—Continued

COUNTY	Samuel C. McMullin (Rep.)	William C. Robinson (Rep.)	Grant E. Holderman (Rep.)	Arthur R. Morrison (Rep.)	Rees D. Rees (Rep.)	Martin Herbert Kennedy (Rep.)	Leslie E. Hubbard (Dem.)
Moffat	93	41	24	22	57	39	222
Montezuma	68	94	13	4	24	13	627
Montrose	300	175	32	51	65	61	687
Morgan	322	221	188	61	136	90	188
Otero	204	273	47	104	246	65	344
Ouray	109	32	14	20	46	25	405
Park	32	29	10	16	29	14	206
Phillips	55	129	15	16	31	19	129
Pitkin	30	20	10	7	18	18	423
Prowers	318	243	42	29	68	42	300
Pueblo	781	713	174	229	945	294	2,931
Rio Blanco	61	61	6	13	18	15	169
Rio Grande	162	147	46	50	92	76	133
Routt	140	144	57	100	107	88	444
Saguache	100	59	15	31	51	26	294
San Juan	22	39	5	43	18	4	91

San Miguel	111	67	26	38	55	24	305
Sedgwick	92	179	18	10	31	21	101
Summit	24	24	11	10	38	7	287
Teller	223	252	165	92	225	87	1,632
Washington	206	131	30	36	69	55	305
Weld	877	812	695	288	782	361	1,057
Yuma	113	193	34	25	79	28	417
	14,779	14,885	8,196	6,325	14,640	6,384	35,777

Scattering, 6 Candidates. Total, 41 Votes.

Robinson over McMullin, 106

FOR SUPERINTENDENT OF PUBLIC INSTRUCTION

COUNTY	Helen M. Wixson (Rep.)	Grace Ellen Shoe Smith (Rep.)	Mary C. C. Bradford (Dem.)
Adams	210	171	819
Alamosa	187	57	187
Arapahoe	755	346	643
Archuleta	166	76	247
Baca	262	107	375
Bent	176	72	256
Boulder	1,529	874	1,955
Chaffee	434	154	471
Cheyenne	327	118	324
Clear Creek	230	96	370
Conejos	690	226	82
Costilla	315	45	429
Crowley	398	186	438
Custer	69	26	145
Delta	1,178	330	509
Denver	8,940	7,280	7,260
Dolores	5	3	155
Douglas	135	45	118
Eagle	301	117	416
Elbert	128	73	239
El Paso	3,022	960	1,035
Fremont	730	218	423
Garfield	506	272	1,020
Gilpin	204	66	201
Grand	98	26	112
Gunnison	276	127	331
Hinsdale	33	18	97
Huerfano	1,044	101	286
Jackson	70	26	29
Jefferson	816	802	451
Kiowa	122	45	408

FOR SUPERINTENDENT OF PUBLIC INSTRUCTION—Continued

COUNTY	Helen M. Wixson (Rep.)	Grace Ellen Shoe Smith (Rep.)	Mary C. C. Bradford (Dem.)
Kit Carson	494	232	431
Lake	719	341	894
La Plata	317	53	872
Larimer	1,473	463	580
Las Animas	2,235	646	761
Lincoln	539	286	679
Logan	643	233	521
Mesa	1,174	394	678
Mineral	87	57	42
Moffat	210	76	248
Montezuma	126	95	644
Montrose	496	178	750
Morgan	736	291	199
Otero	639	275	371
Ouray	87	168	418
Park	103	44	227
Phillips	194	77	139
Pitkin	74	25	476
Prowers	474	243	316
Pueblo	1,985	965	3,033
Río Blanco	111	53	183
Río Grande	400	208	129
Routt	449	200	452
Saguache	231	48	291
San Juan	60	52	91
San Miguel	258	45	339
Sedgwick	242	92	109
Summit	77	31	286
Teller	728	336	1,773
Washington	375	157	313

FOR SUPERINTENDENT OF PUBLIC INSTRUCTION—Continued

COUNTY	Helen M. Wixson (Rep.)	Grace Ellen Shoe Smith (Rep.)	Mary C. C. Bradford (Dem.)
Weld	2,766	1,105	1,132
Yuma	337	174	474
	<hr/>	<hr/>	<hr/>
	42,193	20,706	37,682

Scattering, 7 Candidates. Total, 30 Votes.

Wixson over Smith, 21,487



FOR JUDGES OF THE SUPREME COURT

COUNTY	William H. Gabbert (Rep.)	Chas. Cavender (Rep.)	George W. Allen (Rep.)	Samuel N. Wheeler (Dem.)	George W. Musser (Dem.)	Morton S. Bailey (Dem.)	Robert G. Strong (Dem.)
Adams	235	110	324	398	278	279	654
Alamosa	146	108	136	112	53	137	59
Arapahoe	631	446	757	284	331	348	174
Archuleta	152	59	179	161	97	108	78
Baca	192	112	228	236	92	114	110
Bent	141	96	108	149	92	101	93
Boulder	1,773	893	1,329	623	972	678	1,522
Chaffee	387	405	272	289	142	421	128
Cheyenne	282	188	283	178	78	88	126
Clear Creek	219	110	184	167	174	141	176
Conejos	570	333	361	60	33	18	31
Costilla	300	128	201	372	216	221	60
Crowley	371	220	310	273	191	186	154
Custer	69	67	39	53	80	163	21
Delta	1,083	620	665	347	192	275	120
Denver	10,895	7,052	13,126	3,568	4,754	4,885	2,731

ABSTRACT OF VOTES CAST AT

Dolores	3	2	4	96	44	71	43
Douglas	113	71	110	42	73	68	32
Eagle	154	405	138	235	162	196	116
Elbert	119	62	116	102	149	125	62
El Paso	2,758	2,096	2,133	410	853	424	319
Fremont	746	695	343	133	210	390	120
Garfield	370	492	348	743	333	504	234
Gilpin	136	115	120	71	92	84	96
Grand	72	60	65	89	64	36	22
Gunnison	302	182	245	247	130	151	100
Hinsdale	43	20	27	74	51	24	21
Huerfano	1,114	910	201	140	186	164	63
Jackson	78	33	46	20	4	6	25
Jefferson	1,080	429	1,077	197	232	236	196
Kiowa	106	57	77	336	103	123	189
Kit Carson	406	255	420	220	175	170	161
Lake	431	1,396	390	592	395	363	337
La Plata	248	109	199	559	396	320	218
Larimer	1,481	467	1,249	176	246	202	444
Las Animas	2,166	1,446	1,103	400	455	412	192
Lincoln	465	309	439	353	264	231	203
Logan	563	281	517	214	230	262	262
Mesa	969	763	601	778	257	187	97
Mineral	92	49	73	28	25	29	11

FOR JUDGES OF THE SUPREME COURT—Continued

COUNTY	William H. Gabbert (Rep.)	Chas. Cavender (Rep.)	George W. Allen (Rep.)	Samuel N. Wheeler (Dem.)	George W. Musser (Dem.)	Morton S. Bailey (Dem.)	Robert G. Strong (Dem.)
Moffat	182	172	115	161	92	120	79
Montezuma	145	67	120	357	271	254	156
Montrose	457	377	298	528	316	274	187
Morgan	645	329	590	72	91	95	109
Otero	650	272	540	260	187	154	94
Ouray	173	100	116	322	253	157	80
Park	74	111	55	94	91	246	68
Phillips	155	71	167	72	70	53	43
Pitkin	73	60	41	283	144	265	146
Prowers	468	242	409	187	139	113	96
Pueblo	2,311	1,224	1,642	1,818	1,446	1,862	1,026
Rio Blanco	105	75	76	143	55	93	44
Rio Grande	344	183	278	73	55	64	32
Routt	386	329	310	256	180	225	186
Saguache	217	90	157	183	134	178	95
San Juan	82	54	56	58	66	31	34

San Miguel	299	169	115	234	154	129	108
Sedgwick	250	139	145	56	51	26	47
Summit	51	127	36	112	93	232	143
Teller	653	404	636	786	899	1,021	693
Washington	313	185	313	175	124	109	102
Weld	2,715	1,319	2,461	433	333	360	985
Yuma	319	160	306	339	148	135	144
	<hr/>	<hr/>	<hr/>	<hr/>	<hr/>	<hr/>	<hr/>
	42,527	27,910	37,525	20,537	18,296	19,137	14,497

Scattering, 11 Candidates. Total, 61 Votes.

Gabbert over Cavender.....	14,617
Allen over Cavender.....	9,615
Wheeler over Musser.....	2,241
Bailey over Musser.....	841

FOR REGENTS OF THE UNIVERSITY OF COLORADO


COUNTY	William J. King (Rep.)	Anna Wolcott Valle (Rep.)	William F. Harlow (Rep.)	Thomas T. Barnard (Dem.)	Clifford W. Mills (Dem.)
Adams	150	239	178	374	625
Alamosa	141	138	68	141	123
Arapahoe	574	686	374	438	441
Archuleta	155	119	78	202	166
Baca	215	164	126	263	240
Bent	134	118	87	189	154
Boulder	1,313	1,102	1,600	1,476	1,468
Chaffee	376	340	191	375	351
Cheyenne	301	252	167	217	211
Clear Creek	167	170	102	292	227
Conejos	567	432	226	73	52
Costilla	285	241	100	418	349
Crowley	334	287	210	331	301
Custer	54	57	26	108	106
Delta	978	833	417	382	377
Denver	8,095	11,911	8,009	5,662	5,961
Dolores	3	2	1	96	93
Douglas	104	109	67	93	77
Eagle	244	229	120	313	286
Elbert	117	94	77	178	134
El Paso	2,494	2,339	1,357	794	715
Fremont	651	597	248	347	324
Garfield	387	433	260	780	688
Gilpin	126	172	77	136	142
Grand	80	71	42	92	78
Gunnison	242	217	121	249	237
Hinsdale	34	34	15	74	74
Huerfano	1,020	302	699	244	198
Jackson	57	56	21	25	17
Jefferson	991	797	730	339	325
Kiowa	100	88	54	324	292

FOR REGENTS OF THE UNIVERSITY OF COLORADO—Continued

COUNTY	William J. Kings (Rep.)	Anna Wolcott Valle (Rep.)	William P. Harlow (Rep.)	Thomas T. Barnard (Dem.)	Clifford W. Mills (Dem.)
Kit Carson.....	425	336	246	333	327
Lake	598	495	373	667	648
La Plata.....	197	247	102	668	568
Larimer	1,055	967	672	434	405
Las Animas.....	2,038	1,434	873	628	526
Lincoln	515	384	297	468	468
Logan	582	421	252	424	364
Mesa	819	774	459	524	416
Mineral	83	86	41	38	37
Moffat	170	157	112	194	164
Montezuma	117	123	83	411	452
Montrose	438	389	171	569	547
Morgan	563	531	289	131	135
Otero	560	509	333	302	269
Ouray	132	147	88	321	283
Park	79	84	32	187	176
Phillips	160	127	77	112	83
Pitkin	67	65	27	354	304
Prowers	438	347	252	246	236
Pueblo	1,914	1,738	1,412	2,667	2,397
Rio Blanco.....	100	86	56	116	113
Rio Grande.....	328	331	139	104	95
Routt	377	354	237	337	343
Saguache	253	121	96	219	207
San Juan	56	73	32	71	69
San Miguel.....	198	197	90	268	246
Sedgwick	209	171	81	73	75
Summit	63	67	32	220	218
Teller	615	610	362	1,662	1,310
Washington	300	256	173	235	192

FOR REGENTS OF THE UNIVERSITY OF COLORADO—Continued

COUNTY	William J. King (Rep.)	Anna Wolcott Vaile (Rep.)	William F. Harlow (Rep.)	Thomas T. Barnard (Dem.)	Clifford W. Mills (Dem.)
Weld	2,303	2,108	1,507	929	865
Yuma	267	271	185	363	313
	<hr/>	<hr/>	<hr/>	<hr/>	<hr/>
	36,502	36,635	24,929	29,260	27,683
Scattering, 6 Candidates. Total, 58 Votes.					
Vaile over Harlow.....					11,706
King over Harlow.....					11,573



**FOR CONGRESSMAN FIRST CONGRESSIONAL DISTRICT
(Denver County)**

William N. Vaile, Republican.....	4,948
William H. Dickson, Republican	4,138
Alvin H. Pickens, Republican	1,392
James H. Brown, Republican.....	2,106
Halsted L. Ritter, Republican	4,237
Amedee L. Fribourg, Republican	1,028
Henry Bruce Teller, Democrat.....	4,434
Benjamin C. Hilliard, Democrat.....	4,510
Hattie H. Howard, Progressive.....	41
Sidney Eastwood, Republican.....	694
Vaile over Ritter.....	711
Hilliard over Teller.....	76

FOR CONGRESSMAN SECOND CONGRESSIONAL DISTRICT

COUNTIES	Charles B. Timberlake (Rep.)	R. E. Jones (Dem.)	Henry A. Drumm (Dem.)	Ralph R. Drennen (Prog.)
Adams	381	556	323	2
Arapahoe	1,051	362	289	..
Boulder	2,365	643	1,581	10
Cheyenne	500	179	118	..
Douglas	174	73	46	..
Elbert	187	163	79	2
El Paso	3,979	615	365	33
Kit Carson	676	268	147	2
Larimer	1,834	289	244	13
Lincoln	767	524	138	2
Logan	987	326	191	6
Morgan	1,054	170	55	8
Phillips	306	91	45	2
Sedgwick	329	60	41	1
Washington	615	215	99	1
Weld	3,561	615	497	5
Yuma	476	292	147	..
	<hr/>	<hr/>	<hr/>	<hr/>
	19,242	5,441	4,405	87

Scattering, 7 Candidates. Total, 9 Votes.

Jones over Drumm.....1,036

ABSTRACT OF VOTES CAST AT

FOR CONGRESSMAN THIRD CONGRESSIONAL DISTRICT

COUNTIES	Geo. E. McClelland (Rep.)	W. O. Peterson (Rep.)	Fred D. Stanley (Rep.)	Edward Keating (Dem.)	William G. Francis (Prog.)
Alamosa	40	45	211	196	..
Baca	163	88	97	414	1
Bent	95	156	11	265	1
Clear Creek	507	31	15	333	..
Conejos	312	344	366	91	1
Costilla	98	32	243	402	1
Crowley	238	316	74	446	..
Custer	59	20	16	160	..
Fremont	422	323	183	401	1
Gilpin	240	29	26	195	..
Huerfano	395	667	79	296	5
Jefferson	1,131	357	208	462	14
Kiowa	83	50	17	395	1
Las Animas	2,155	596	314	744	22
Mineral	69	24	55	43	..
Otero	404	439	121	341	1
Park	77	28	20	237	..
Prowers	372	349	64	310	1
Pueblo	736	2,572	248	2,661	16
Rio Grande	213	205	188	122	..
Saguache	136	106	52	316	..
Teller	687	204	194	1,767	5
	8,632	6,881	2,802	10,597	70

Scattering, 5 Candidates. Total, 10 Votes.

McClelland over Peterson.....1,751

FOR CONGRESSMAN FOURTH CONGRESSIONAL DISTRICT

COUNTIES	Henry J. Baird (Rep.)	Edward T. Taylor (Dem.)
Archuleta	196	258
Chaffee	450	479
Delta	1,085	521
Dolores	5	174
Eagle	343	487
Garfield	619	1,101
Grand	101	117
Gunnison	320	303
Hinsdale	41	109
Jackson	80	31
Lake	824	891
La Plata	298	908
Mesa	1,101	716
Moffat	245	279
Montezuma	194	700
Montrose	536	655
Ouray	200	462
Pitkin	91	543
Rio Blanco	125	324
Routt	535	477
San Juan	88	100
San Miguel	245	351
Summit	100	320
	<hr/>	<hr/>
	7,822	10,206

Scattering, 7 Candidates. Total, 28 Votes.

ABSTRACT OF VOTES CAST AT

**FOR DISTRICT JUDGE SECOND JUDICIAL DISTRICT
To Fill Vacancy
(Denver County)**

Greeley W. Whitford, Republican.....	6,643
Thomas D. Cobbey, Republican.....	3,853
Geo. Q. Richmond, Republican	2,715
Peter L. Palmer, Republican.....	4,193
John I. Mullins, Democrat.....	4,042
William D. Wright, Democrat.....	3,195
Frederick W. Sanborn, Democrat.....	2,020
Scattering, 1 Candidate. Total, 1 Vote.	
Whitford over Palmer.....	2,450
Mullins over Wright.....	847

**FOR DISTRICT JUDGE THIRD JUDICIAL DISTRICT
To Fill Vacancy**

COUNTIES	Granby Hillier (Rep.)	A. C. McChesney (Dem.)
Baca	377	329
Bent	210	219
Huerfano	1,005	268
Las Animas	2,293	745
Prowers	674	284
	4,559	1,845

**FOR DISTRICT JUDGE ELEVENTH JUDICIAL DISTRICT
To Fill Vacancy**

COUNTIES	James L. Cooper (Rep.)	George H. Wilkes (Dem.)
Chaffee	512	430
Custer	96	141
Fremont	964	398
Park	126	197
	<hr/>	<hr/>
	1,698	1,166

ABSTRACT OF VOTES CAST AT

FOR DISTRICT ATTORNEY FIRST JUDICIAL DISTRICT

COUNTIES	Flor Ashbaugh (Rep.)	Arthur D. Quaintance (Rep.)	John C. Vivian (Rep.)	Samuel W. Johnson (Dem.)
Adams	59	108	178	780
Arapahoe	992	163	176	597
Clear Creek	144	119	121	332
Gilpin	220	49	61	185
Grand	77	50	26	115
Jefferson	253	788	904	457
	1,745	1,277	1,466	2,466

Scattering, 3 Candidates. Total, 4 Votes.

Ashbaugh over Vivian, 279.

FOR DISTRICT ATTORNEY SECOND JUDICIAL DISTRICT
(Denver County)

John W. Gillespie, Republican	6,921
Horace G. Benson, Republican	4,352
Louis J. Stark, Republican	2,728
David J. Davies, Republican	3,577
Phillip Hornbein, Democrat	3,867
William E. Foley, Democrat	5,347

Scattering, 1 Candidate. Total, 1 Vote.

Gillespie over Benson

Foley over Hornbein

FOR DISTRICT ATTORNEY THIRD JUDICIAL DISTRICT

COUNTIES	Joseph W. Hawley (Rep.)	George H. Blickhahn (Rep.)	Allen M. Lambright (Dem.)
Baca	201	138	331
Bent	191	46	265
Huerfano	151	1,201	284
Las Animas	2,476	752	673
Prowers	401	269	295
	3,420	2,406	1,848

Scattering, 1 Candidate. Total, 1 Vote.

Hawley over Blickhahn, 1,014.

FOR DISTRICT ATTORNEY FOURTH JUDICIAL DISTRICT

COUNTIES	Willis L. Strachan (Rep.)	Michael W. Purcell (Dem.)	Willis L. Strachan (Prog.)
Cheyenne	438	301
Douglas	158	111
Elbert	164	209
El Paso	4,080	886	42
Kit Carson	602	391
Lincoln	743	625
Teller	835	1,382
	7,020	3,905	42

Scattering, 11 Candidates. Total, 49 Votes.

ABSTRACT OF VOTES CAST AT

FOR DISTRICT ATTORNEY FIFTH JUDICIAL DISTRICT

COUNTIES	Michael F. Ryan (Rep.)	Quentin D. Bonner (Dem.)	Barney L. Whatley (Dem.)	Frank E. Purple (Dem.)
Eagle	346	216	275	25
Lake	881	530	648	139
Summit	95	190	198	20
	<hr/>	<hr/>	<hr/>	<hr/>
	1,322	936	1,121	184

Scattering, 1 Candidate. Total, 1 Vote.

Whatley over Bonner, 185.

FOR DISTRICT ATTORNEY SIXTH JUDICIAL DISTRICT

COUNTIES	Alonzo M. Emigh (Rep.)	Frederick C. Perkins (Rep.)	George W. Lane (Dem.)	John J. Downey (Dem.)
Archuleta	349	35	203	83
Dolores	2	4	93	111
La Plata	180	250	600	495
Montezuma	104	112	345	527
San Juan	55	56	84	45
	<hr/>	<hr/>	<hr/>	<hr/>
	690	457	1,325	1,266
Emigh over Perkins.....				233
Lane over Downey.....				59

FOR DISTRICT ATTORNEY SEVENTH JUDICIAL DISTRICT

COUNTIES	John L. Stivers (Rep.)	William Weiser (Dem.)
Delta	1,272	496
Gunnison	328	347
Hinsdale	48	97
Mesa	1,300	746
Montrose	620	696
Ouray	212	428
San Miguel	267	313
	4,047	3,123

Scattering, 2 Candidates. Total, 3 Votes.

FOR DISTRICT ATTORNEY EIGHTH JUDICIAL DISTRICT

COUNTY	Fancher Sarchet (Rep.)	Victor E. Keyes (Rep.)	Russell W. Fleming (Dem.)	Ledru R. Rhodes (Dem.)
Boulder	1,020	1,352	1,762	479
Jackson	58	36	22	7
Larimer	1,574	525	489	166
Weld	881	3,293	862	267
	3,533	5,206	3,135	919

Scattering, 1 Candidate. Total, 7 Votes.

Keyes over Sarchet.....	1,673
Rhodes over Fleming.....	2,216

ABSTRACT OF VOTES CAST AT

FOR DISTRICT ATTORNEY NINTH JUDICIAL DISTRICT

COUNTY	John L. Noonan (Rep.)	Frank Delaney (Dem.)	Edwin C. Kingsbury (Dem.)
Garfield	771	840	442
Moffat	268	235	51
Pitkin	84	368	226
Rio Blanco	127	277	13
Routt	557	393	124
	<hr/>	<hr/>	<hr/>
	1,807	2,113	856

Delaney over Kingsbury, 1,257.

FOR DISTRICT ATTORNEY TENTH JUDICIAL DISTRICT

COUNTY	Charles M. Rose (Rep.)	Charles B. Hughes (Dem.)
Crowley	513	434
Kiowa	139	388
Otero	781	344
Pueblo	2,654	3,149
	<hr/>	<hr/>
	4,087	4,315

FOR DISTRICT ATTORNEY ELEVENTH JUDICIAL DISTRICT

COUNTIES	Gilbert A. Walker (Rep.)	T. Lee Witcher (Dem.)
Chaffee	529	437
Custer	85	159
Fremont	855	430
Park	118	206
	<hr/>	<hr/>
	1,587	1,232

Scattering, 3 Candidates. Total, 3 Votes.

FOR DISTRICT ATTORNEY TWELFTH JUDICIAL DISTRICT

COUNTIES	John I. Palmer (Rep.)	W. Scott Carroll (Rep.)	James F. Veerkamp (Dem.)
Alamosa	218	40	166
Conejos	865	233	78
Costilla	314	48	438
Mineral	121	52	43
Rio Grande	338	352	139
Saguache	232	100	292
	<hr/>	<hr/>	<hr/>
	2,088	825	1,156

Palmer over Carroll, 1,263.


ABSTRACT OF VOTES CAST AT

FOR DISTRICT ATTORNEY THIRTEENTH JUDICIAL DISTRICT

COUNTIES	John R. Coen (Rep.)	Robert M. Work (Rep.)	Irving Van Bradt (Dem.)
Logan	634	425	410
Morgan	579	779	176
Phillips	130	193	123
Sedgwick	189	231	94
Washington	288	343	297
Yuma	199	360	410
	<hr/>	<hr/>	<hr/>
	2,019	2,331	1,510

Scattering, 6 Candidates. Total, 13 Votes.

Work over Coen, 312.



ABSTRACT OF VOTES CAST AT

FOR STATE SENATORS FROM THE FIRST
SENATORIAL DISTRICT

City and County of Denver

William A. Carpenter, Republican.....	26,794
Marshall De Witt, Socialist.....	3,569
Edward V. Dunklee, Democrat.....	31,621
Morris Harrison, Liberal.....	802
Leon M. Hattenbach, Republican.....	28,228
Maurice M. Kern, Socialist.....	3,183
Houston H. Farris, Liberal.....	573
Peter E. Snow, Liberal.....	673
James C. Starkweather, Republican.....	29,720
John I. Tierney, Democrat.....	26,508
Fred Underhill, Socialist.....	3,405
John Red Williams, Democrat.....	24,910
Dunklee over Carpenter.....	4,827
Starweather over Carpenter.....	2,926
Hattenbach over Carpenter.....	1,434

FOR STATE SENATOR FROM THE SECOND
SENATORIAL DISTRICT

COUNTY	Al S. Andrew (Rep.)	Perry C. Dunlap (Dem.)	Charles S. Tolman (Soc.)
Pueblo	6,370	7,656	2,181
	Dunlap over Andrew, 1,286		

**FOR STATE SENATOR FROM THE THIRD
SENATORIAL DISTRICT**

COUNTY	C. A. Gore (Dem.)	A. E. Newman (Soc.)	L. A. Puffer (Rep.)
El Paso	5,843	850	8,384
	Puffer over Gore, 2,541		

**FOR STATE SENATOR FROM THE FOURTH
SENATORIAL DISTRICT**

COUNTY	Casimiro Barela (Rep.)	Samuel W. DeBusk (Dem.)	Abraham Marians (Soc.)
Las Animas	3,972	4,373	210
	DeBusk over Barela, 401		

**FOR STATE SENATOR FROM THE FIFTH
SENATORIAL DISTRICT**

COUNTY	Henry O. Andrew (Dem.)	Elbert Greenman (Colo.)	Howard B Millard (Rep.)	Edwin S. Agnew (Soc.)
Boulder	4,845	705	4,495	835
	Andrew over Millard, 350			

ABSTRACT OF VOTES CAST AT

FOR STATE SENATOR FROM THE SEVENTH
SENATORIAL DISTRICT

COUNTY	D. P. Coldren (Dem.)	6,721	Robert E. Winbourn (Rep.)
Weld			6,356
	Coldren's majority 365.		

FOR STATE SENATOR FROM THE EIGHTH
SENATORIAL DISTRICT

COUNTY	Wilbur F. Smith (Rep.)	2,178	Wesley Staley (Dem.)
Jefferson			3,016
	Staley's majority 838.		

FOR STATE SENATOR FROM THE NINTH
SENATORIAL DISTRICT

COUNTY	George D. Cummings (Dem.)	2,476	Matt N. Lines (Rep.)	Paul W. Ross (Soc.)
Fremont			2,655	329
	Lines over Cummings, 179			

**FOR STATE SENATOR FROM THE ELEVENTH
SENATORIAL DISTRICT**

COUNTIES	W. P. Dale (Rep.)	George Hetherington (Dem.)
Delta	1,991	2,088
Gunnison	1,071	1,168
	<hr/>	<hr/>
	3,062	3,256

Hetherington's majority 194

**FOR STATE SENATOR FROM THE THIRTEENTH
SENATORIAL DISTRICT**

COUNTIES	Horace F. Mann (Rep.)	J. N. McWilliams (Dem.)
Jackson	166	283
Moffatt	755	469
Rio Blanco	488	595
Routt	937	1,775
	<hr/>	<hr/>
	2,346	3,122

McWilliams' majority 776

ABSTRACT OF VOTES CAST AT

FOR STATE SENATOR FROM THE NINETEENTH
SENATORIAL DISTRICT

COUNTIES	Rowe N. Pingrey (Rep.)	Geo. E. West (Dem.)
La Plata	1,645	1,911
Montezuma	691	1,094
	<hr/>	<hr/>
	2,336	3,005
West's majority 669		

FOR STATE SENATOR FROM THE TWENTY-FIRST
SENATORIAL DISTRICT

COUNTIES	J. W. Deane (Rep.)	B. T. Napier (Dem.)
Eagle	456	1,016
Garfield	1,355	2,099
Pitkin	638	537
	<hr/>	<hr/>
	2,449	3,652
Napier's majority 1,203		

**FOR STATE SENATOR FROM THE TWENTY-SECOND
SENATORIAL DISTRICT**

COUNTIES	Luke J. Kavanaugh (Dem.)	Agnes L. Riddle (Rep.)
Adams	1,462	1,510
Arapahoe	1,793	2,226
Morgan	1,642	2,093
	<hr/>	<hr/>
	4,897	5,829

Riddle's majority 932

**FOR STATE SENATOR FROM THE TWENTY-THIRD
SENATORIAL DISTRICT**

COUNTIES	Thos. C. Coltman (Dem.)	Reuben C. Inge (Rep.)
Crowley	968	953
Otero	3,661	2,744
	<hr/>	<hr/>
	4,629	2,697

Coltman's majority 932


ABSTRACT OF VOTES CAST AT

FOR STATE SENATOR FROM THE TWENTY-FOURTH
SENATORIAL DISTRICT

COUNTIES	William H. Adams (Dem.)	Daniel E. Newcomb (Rep.)
Alamosa	1,216	540
Conejos	1,632	756
	<hr/> 2,848	<hr/> 1,296
Adams' majority 1,552		

FOR STATE SENATOR FROM THE TWENTY-SIXTH
SENATORIAL DISTRICT

COUNTIES	Siewers Fincher (Dem.)	G. C. Stumm (Rep.)
Clear Creek	933	717
Gilpin	618	402
Grand	576	380
Summit	720	256
	<hr/> 2,847	<hr/> 1,755
Fincher's majority 1,092		



**FOR
REPRESENTATIVES IN THE TWENTY-FIRST GENERAL ASSEMBLY
FROM THE COUNTY OF ADAMS**

COUNTY	H. G. Emery (Dem.)	A. H. Kramer (Rep.)
Adams	1,425	1,528
Kramer's majority 103		

**FOR
REPRESENTATIVES IN THE TWENTY-FIRST GENERAL ASSEMBLY
FROM THE COUNTY OF ALAMOSA**

COUNTY	Robert M. Born (Dem.)	William R. Pyke (Rep.)
Alamosa	1,117	601
Born's majority 516		

**FOR
REPRESENTATIVES IN THE TWENTY-FIRST GENERAL ASSEMBLY
FROM THE COUNTIES OF ARAPAHOE AND ELBERT**

COUNTIES	S. J. Hanks (Rep.)	John Roth (Dem.)
Arapahoe	1,884	2,068
Elbert	1,044	978
	2,928	3,046
Roth's majority 118		

**FOR
REPRESENTATIVES IN THE TWENTY-FIRST GENERAL ASSEMBLY
FROM THE COUNTY OF BOULDER**

COUNTIES	Alphonse Pierre Ardourel (Dem.)	L. E. Girard (Rep.)	J. H. Golden (Dem.)	Mathew A. Rowen (Rep.)	E. G. Lawrence (Soc.)	John C. Thompson (Soc.)
Boulder	5,148	4,814	4,566	4,322	872	700
Ardourel over Golden.....					582	
Girard over Golden.....					248	

**FOR
REPRESENTATIVES IN THE TWENTY-FIRST GENERAL ASSEMBLY
FROM THE COUNTY OF CHAFFEE**

COUNTY	Wm. C. Alexander (Rep.)	A. E. Wright (Dem.)
Chaffee.....	1,300	1,977
Wright's majority 677		

**FOR
REPRESENTATIVES IN THE TWENTY-FIRST GENERAL ASSEMBLY
FROM THE COUNTY OF CLEAR CREEK**

COUNTY	Herman E. Crist (Rep.)	Don J. McDonald (Dem.)
Clear Creek	843	881
McDonald's majority 38		

**FOR
REPRESENTATIVES IN THE TWENTY-FIRST GENERAL ASSEMBLY
FROM THE COUNTIES OF CROWLEY AND OTERO**

COUNTIES	M. E. Bashor (Rep.)	E. G. Herzberger (Dem.)	R. H. Mueller (Rep.)	Floyd P. Roberts (Dem.)
Crowley	1,134	796	801	934
Otero	2,634	3,448	2,713	2,642
	3,768	4,244	3,514	3,576
Herzberger over Roberts.....				668
Bashor over Roberts.....				192

**FOR
REPRESENTATIVES IN THE TWENTY-FIRST GENERAL ASSEMBLY
FROM THE COUNTY OF CONEJOS**

COUNTY	Celestino Garcia (Rep.)	J. M. Velasquez (Dem.)
Conejos	1,428	1,138
	Garcia's majority 290	

**FOR
REPRESENTATIVES IN THE TWENTY-FIRST GENERAL ASSEMBLY
FROM THE COUNTY OF DELTA**

COUNTY	H. K. Ferguson (Dem.)	Robert F. Rockwell (Rep.)	W. H. Meek (Soc.)
Delta	1,954	2,096	433
	Rockwell over Ferguson, 142		

**FOR
REPRESENTATIVES IN THE TWENTY-FIRST GENERAL ASSEMBLY
FROM THE CITY AND COUNTY OF DENVER**

William Ackerman, Liberal	1,733
Frederick D. Anderson, Democrat.....	35,229
Thomas F. Azpell, Republican	26,701
Charles Baer, Republican	26,877
Edward B. Bartholic, Socialist.....	3,894
David W. Beechtel, Liberal.....	916
Josephh V. Benson, Republican.....	23,445
Morris Berkowitz, Socialist	3,696
Carroll M. Bills, Republican	27,443
George O. Brady, Socialist	3,640
Phillip W. Brown, Socialist	3,811
Edmund Bruder, Liberal	867
William P. Byers, Liberal	1,140
William H. H. Cranmer, Republican.....	24,113
Clem F. Crowley, Democrat	30,799
Golding Fairfield, Republican	25,803
Harry G. Ferguson, Republican	21,274
James O. Garrett, Democrat	26,059
George M. Gilbert, Socialist	4,122
Robert Harris, Republican	27,052
Evangeline Heartz, Democrat.....	26,686
Albert Kiefer, Socialist	3,713
Albert H. Kirby, Socialist	3,321
William S. Kirby, Socialist	3,292
Charles T. Linton, Republican	26,894
Thomas F. Lynch, Liberal	1,230
John W. Maloney, Democrat	26,065
William H. B. Mason, Liberal.....	944
Arthur D. Meyer, Democrat	30,665
Harry McClintock, Liberal	1,008
Paul M. Nattermann, Liberal	696
John M. O'Brien, Democrat	25,292
William F. Pabst, Liberal.....	748
Theodore H. Proske, Democrat	28,736
Halsey M. Rhoads, Republican	22,081
Roy E. Roberts, Liberal	936
Edmund Rogers, Democrat	27,851
John Salmond, Liberal	754
Gudran Skiegstadt, Socialist	2,931

**FOR
REPRESENTATIVES IN THE TWENTY-FIRST GENERAL ASSEMBLY
FROM THE CITY AND COUNTY OF DENVER—Continued**

Thomas A. Smith, Socialist	3,363
Hugh R. Steele, Republican	27,680
Felix Thies, Liberal	2,137
Charles J. Vallero, Democrat	25,293
J. Earl Watson, Socialist	3,304
Jacob H. Weidman, Socialist	3,350
Robert Willison, Democrat	31,225
George P. Winters, Republican	26,788
George A. Yaeger, Democrat	26,147
Majority for Anderson over Azpell.....	8,528
Majority for Willison over Azpell.....	4,524
Majority for Crowley over Azpell.....	4,098
Majority for Meyers over Azpell.....	3,964
Majority for Proske over Azpell.....	2,035
Majority for Rogers over Azpell.....	1,150
Majority for Steele over Azpell.....	979
Majority for Bills over Azpell.....	742
Majority for Harris over Azpell.....	351
Majority for Linton over Azpell.....	193
Majority for Baer over Azpell.....	176
Majority for Winters over Azpell.....	87

**FOR
REPRESENTATIVES IN THE TWENTY-FIRST GENERAL ASSEMBLY
FROM THE COUNTY OF DOUGLAS**

COUNTY	
Douglas	684
Crosswhite's majority, 22	

Charles E. Crosswhite
(Dem.)

Hugh Taylor
(Rep.)

**PART OF REPORT OF ELECTION AND APPROPRIATION COMMITTEE
WHICH WAS ADOPTED BY THE TWENTY-FIRST GENERAL
ASSEMBLY, WEDNESDAY, JANUARY 17TH, 1917.**

STATE OF COLORADO,
HOUSE OF REPRESENTATIVES.

Denver, Colorado, January 17, 1917.

Mr. Speaker: Your Committee on Elections and Appointments, to which was referred the matters relating to the contest of elections in the city and county of Denver, state of Colorado, wherein James O. Garrett, Evangeline Hertz, James W. Maloney, John M. O'Brien, Charles Vallero and George A. Yaeger were contestors and Charles Baer, Carroll M. Bills, Robert Harris, Charles F. Linton, Hugh R. Steele and George P. Winters were contestees, all of which said contestors and contestees were candidates for a seat in the Twenty-first General Assembly of the state of Colorado at the last general election held November 7, A. D. 1916, has counted all of the ballots cast for the said contestors and contestees at said election and finds from such count the following, to wit:

Hugh R. Steele received 27,845 votes.
Carroll M. Bills received 27,697 votes.
Robert Harris received 27,383 votes.
Evangeline Hertz received 27,111 votes.
Charles T. Linton received 27,101 votes.
Charles Baer received 27,058 votes.
George P. Winters received 26,900 votes.
James O. Garrett received 26,719 votes.
George A. Yaeger received 26,234 votes.
John W. Maloney received 26,172 votes.
Charles J. Vallero received 25,421 votes.
John M. O'Brien received 25,401 votes.

From this said finding of votes cast, we recommend that the following named persons are entitled to seats in the House of Representatives of the Twenty-first General Assembly of the state of Colorado, and that the aforesaid contest be determined in their favor: Hugh R. Steele, Carroll M. Bills, Robert Harris, Evangeline Hertz, Charles F. Linton and Charles Baer.

ABSTRACT OF VOTES CAST AT

**FOR
REPRESENTATIVES IN THE TWENTY-FIRST GENERAL ASSEMBLY
FROM THE COUNTY OF EAGLE**

COUNTY	F. V. Burbank (Rep.)	Chas. Mayer (Dem.)
Eagle	713	814
Mayer's majority, 101		

**FOR
REPRESENTATIVES IN THE TWENTY-FIRST GENERAL ASSEMBLY
FROM THE COUNTY OF EL PASO**

L. M. Counts, Democrat	6,512
C. S. Gambrill, Democrat	6,631
Charles Mayhew, Socialist.....	990
Leslie W. Meyer, Democrat	5,538
Willis V. Sims, Republican-Progressive	7,272
Calvin B. Thompson, Socialist	869
F. E. Torbit, Republican-Progressive	7,283
A. M. Wilson, Republican-Progressive	7,789
Wilson over Gambrill	1,158
Torbit over Gambrill	652
Sims over Gambrill	641

**FOR
REPRESENTATIVES IN THE TWENTY-FIRST GENERAL ASSEMBLY
FROM THE COUNTY OF FREMONT**

COUNTY	George E. Colgate (Rep.)	Orion W. Locke (Dem.)	William C. Bloyed (Soc.)
Fremont	2,886	2,108	492
Colgate over Locke, 778.			

**FOR
REPRESENTATIVES IN THE TWENTY-FIRST GENERAL ASSEMBLY
FROM THE COUNTIES OF GARFIELD AND RIO BLANCO**

COUNTIES	Ernest Barlow (Dem.)	W. R. Lee (Rep.)
Garfield	1,788	1,473
Rio Blanco	533	535
	2,321	2,008

Barlow's majority, 313

**FOR
REPRESENTATIVES IN THE TWENTY-FIRST GENERAL ASSEMBLY
FROM THE COUNTY OF GILPIN**

COUNTY	William O. Jenkins (Dem.)	Robert Wilkinson (Rep.)
Gilpin	648	498

Jenkins' majority, 150

**FOR
REPRESENTATIVES IN THE TWENTY-FIRST GENERAL ASSEMBLY
FROM THE COUNTY OF GUNNISON**

COUNTY	Albert H. Good (Rep.)	T. J. Thompson (Dem.)
Gunnison	910	1,358

Thompson's majority, 448

**FOR
 REPRESENTATIVES IN THE TWENTY-FIRST GENERAL ASSEMBLY
 FROM THE COUNTIES OF HINSDALE, ARCHULETA AND MINERAL**

COUNTIES	W. E. Furrow (Dem.)	A. J. Nossaman (Rep.)
Hinsdale	150	115
Archuleta	657	563
Mineral	237	158
	<hr/>	<hr/>
	1,044	836

Furrow's majority, 208

**FOR
 REPRESENTATIVES IN THE TWENTY-FIRST GENERAL ASSEMBLY
 FROM THE COUNTIES OF HUERFANO AND COSTILLA**

COUNTIES	Gaspar Gallegos (Dem.)	J. P. Gallegos (Rep.)
Huerfano	2,292	2,151
Costilla	1,054	746
	<hr/>	<hr/>
	3,346	2,897

Gaspar Gallegos' majority, 449

**FOR
REPRESENTATIVES IN THE TWENTY-FIRST GENERAL ASSEMBLY
FROM THE COUNTY OF JEFFERSON**

COUNTY	Chas. E. Friend (Dem.)	John Grattan (Rep.)
Jefferson	2,725	2,337
Friend's majority, 388		

**FOR
REPRESENTATIVES IN THE TWENTY-FIRST GENERAL ASSEMBLY
FROM THE COUNTIES OF KIOWA AND BENT**

COUNTIES	Boon Best (Dem.)	A. T. Cherry (Rep.)
Kiowa	872	842
Bent	1,286	921
	2,158	1,763
Best's majority, 395		

**FOR
REPRESENTATIVES IN THE TWENTY-FIRST GENERAL ASSEMBLY
FROM THE COUNTY OF LAKE**

COUNTY	Fred L. Cretney (Rep.)	Ernest W. Owen (Dem.)
Lake	1,581	2,238
Owen's majority, 657		

**FOR
REPRESENTATIVES IN THE TWENTY-FIRST GENERAL ASSEMBLY
FROM THE COUNTY OF LA PLATA**

COUNTY	Thomas H. Kelley (Dem.)	John H. McDevitt, Jr. (Rep.)
La Plata	2,022	1,572
Kelley's majority, 450		

**FOR
REPRESENTATIVES IN THE TWENTY-FIRST GENERAL ASSEMBLY
FROM THE COUNTY OF LARIMER**

COUNTY	William E. Banks (Dem.)	P. D. Nelson (Rep.)	B. H. Bickerstaff (Soc.)
Larimer	3,537	3,460	539
Banks over Nelson 77			

**FOR
REPRESENTATIVES IN THE TWENTY-FIRST GENERAL ASSEMBLY
FROM THE COUNTY OF LAS ANIMAS**

COUNTY	F. T. Frisbey (Dem.)	Andres Lucero (Dem.)	Faustin T. Mascarenas (Rep.)	Fred E. Peterson (Soc.)	H. A. Schmidt (Rep.)
Las Animas	3,332	3,689	3,452	385	3,497
Frisbey over Schmidt					
				335	
Lucero over Schmidt					
				192	

**FOR
REPRESENTATIVES IN THE TWENTY-FIRST GENERAL ASSEMBLY
FROM THE COUNTIES OF LINCOLN, KIT CARSON AND CHEYENNE**

COUNTIES	William J. Rothwell (Rep.)	C. M. Somerville (Dem.)
Lincoln	1,320	1,381
Kit Carson	1,163	1,182
Cheyenne	682	638
	<hr/>	<hr/>
	3,165	3,201

Somerville's majority, 36

**FOR
REPRESENTATIVES IN THE TWENTY-FIRST GENERAL ASSEMBLY
FROM THE COUNTIES OF LOGAN AND SEDGWICK**

COUNTIES	Charles E. Fisher (Ind. and Non-Par.)	L. G. Giacomini (Dem.)	John C. Scott (Rep.)
Logan	1,076	1,569	1,476
Sedgwick	166	333	525
	<hr/>	<hr/>	<hr/>
	1,242	1,902	2,001

Scott over Giacomini, 99

ABSTRACT OF VOTES CAST AT

**FOR
REPRESENTATIVES IN THE TWENTY-FIRST GENERAL ASSEMBLY
FROM THE COUNTY OF MESA**

COUNTY	Benton Canon (Dem.)	E. M. Cline (Soc.)	Albert R. Sampliner (Rep.)
Mesa	3,662	844	2,523
Canon over Sampliner, 1,139			

**FOR
REPRESENTATIVES IN THE TWENTY-FIRST GENERAL ASSEMBLY
FROM THE COUNTIES OF MONTEZUMA AND DOLORES**

COUNTIES	S. C. Green (Rep.)	Clifford J. Laube (Dem.)
Montezuma	784	1,104
Dolores	75	242
		859
Laube's majority, 487		1,346

**FOR
REPRESENTATIVES IN THE TWENTY-FIRST GENERAL ASSEMBLY
FROM THE COUNTY OF MONTROSE**

COUNTY	W. J. Horton (Dem.)	S. B. Wonder (Rep.)	L. E. Berry ()
Montrose	2,205	1,673	2
Horton over Wonder, 532			

**FOR
REPRESENTATIVES IN THE TWENTY-FIRST GENERAL ASSEMBLY
FROM THE COUNTIES OF MORGAN AND WASHINGTON**

COUNTIES	Samuel C. Farrar (Dem.)	Mark B. Gill (Rep.)
Morgan	1,621	2,091
Washington	1,475	1,059
	<hr/>	<hr/>
	3,096	3,150

Gill over Farrar, 54

**FOR
REPRESENTATIVES IN THE TWENTY-FIRST GENERAL ASSEMBLY
FROM THE COUNTY OF OURAY**

COUNTY	B. H. DuPraw (Dem.)	Dan A. Ferguson (Rep.)	Gordon Kimball (Rep.)
Ouray	761	1	632

Du Praw over Kimball, 129

ABSTRACT OF VOTES CAST AT

**FOR
REPRESENTATIVES IN THE TWENTY-FIRST GENERAL ASSEMBLY
FROM THE COUNTIES OF PHILLIPS AND YUMA**

COUNTIES	Charles E. Damewood (Rep.)	George B. Weir (Dem.)	W. J. Walsh (Soc.)
Phillips	543	747	..
Yuma	1,699	1,768	1
	<hr/>	<hr/>	<hr/>
	2,242	2,515	1

Weir over Damewood, 273

**FOR
REPRESENTATIVES IN THE TWENTY-FIRST GENERAL ASSEMBLY
FROM THE COUNTY OF PITKIN**

COUNTY	James N. Ashby (Dem.)	James M. Downing (Rep.)	J. E. Turner (Soc.)
Pitkin	521	573	155

Downing over Ashby, 52

**FOR
REPRESENTATIVES IN THE TWENTY-FIRST GENERAL ASSEMBLY
FROM THE COUNTIES OF PROWERS AND BACA**

COUNTIES	Allyn Cole (Rep.)	A. C. Davis (Dem.)
Prowers	2,199	1,559
Baca	1,199	865
	<hr/>	<hr/>
	3,398	2,424

Cole's majority 974

**FOR
REPRESENTATIVES IN THE TWENTY-FIRST GENERAL ASSEMBLY
FROM THE COUNTY OF PUEBLO**

Sterling Cawfield, Democrat	9,199
Charles A. Foster, Republican	7,473
M. E. Fuller, Democrat	7,187
Charles Medde, Republican	5,682
Thomas Mishou, Democrat	7,650
J. Arthur Phelps, Republican	6,918
F. M. Stokes, Republican	5,529
Mike Studzinski, Democrat	7,698
W. H. Champion, Socialist	1,586
Charles H. Hummell, Socialist	1,439
Vida McGrew, Socialist	1,232
James Pettijohn, Socialist	2,149
Cawfield over Fuller	2,012
Studzinski over Fuller	511
Mishou over Fuller	463
Foster over Fuller	286

**FOR
REPRESENTATIVES IN THE TWENTY-FIRST GENERAL ASSEMBLY
FROM THE COUNTY OF RIO GRANDE**

COUNTY	William A. Bronaugh (Dem.)	Charles Edman (Rep.)
Rio Grande	1,392	1,108
Bronaugh's majority 284		

FOR
REPRESENTATIVES IN THE TWENTY-FIRST GENERAL ASSEMBLY
FROM THE COUNTIES OF ROUTT AND MOFFAT

COUNTIES	George W. Smith (Rep.)	M. H. Smith (Dem.)
Routt	1,523	1,138
Moffatt	744	503
	2,267	1,641
George W. Smith's majority 626		

FOR
REPRESENTATIVES IN THE TWENTY-FIRST GENERAL ASSEMBLY
FROM THE COUNTIES OF SAGUACHE AND CUSTER

COUNTIES	Carl L. Marold (Dem.)	John T. McNeely (Rep.)
Saguache	1,070	710
Custer	449	465
	1,519	1,175
Marold's majority 344		

**FOR
REPRESENTATIVES IN THE TWENTY-FIRST GENERAL ASSEMBLY
FROM THE COUNTY OF SAN JUAN**

COUNTY	E. J. Holman (Rep.)	Metz Rodgers (Dem.)
San Juan	385	516
Rodgers' majority 131		

**FOR
REPRESENTATIVES IN THE TWENTY-FIRST GENERAL ASSEMBLY
FROM THE COUNTY OF SAN MIGUEL**

COUNTY	J. W. S. Cross (Rep.)	W. H. Doyle (Dem.)
San Miguel	1,410	512
Cross' majority 898		

**FOR
REPRESENTATIVES IN THE TWENTY-FIRST GENERAL ASSEMBLY
FROM THE COUNTIES OF SUMMIT, GRAND AND JACKSON**


COUNTIES	Frank W. Murphy (Rep.)	A. E. Wilkins (Dem.)
Summit	444	492
Grand	640	442
Jackson	238	251
	1,322	1,185
Murphy's majority 187		

**FOR
REPRESENTATIVES IN THE TWENTY-FIRST GENERAL ASSEMBLY
FROM THE COUNTIES OF TELLER AND PARK**

COUNTIES	G. R. Freeman (Soc.)	George M. Harris (Dem.)	John Ifinger (Dem.)	Henry P. Nagel, Jr. (Rep.)	W. L. Shockey (Rep.)	Ernest I. Zimmerman (Soc.)
Teller	343	2,036	2,146	2,548	2,705	398
Park	38	475	495	417	367	41
	<hr/>	<hr/>	<hr/>	<hr/>	<hr/>	<hr/>
	381	2,511	2,641	2,965	3,072	439
Shockey over Ifinger					431	
Nagel over Ifinger					324	

**FOR
REPRESENTATIVES IN THE TWENTY-FIRST GENERAL ASSEMBLY
FROM THE COUNTY OF WELD**

COUNTY	William K. Gilcrest (Rep.)	C. R. Graves (Rep.)	A. F. Hart (Dem.)	Evert H. Houtchens (Dem.)
Weld	5,860	6,454	5,830	5,925
Graves over Gilcrest				594
Houtchens over Gilcrest				65



FOR PRESIDENTIAL ELECTORS

COUNTIES	John C. Bell (Dem.)	Peter Krieger (Dem.)	Thomas E. Munson (Dem.)	William E. Sweet (Dem.)	Sarah K. Walling (Dem.)	Charles H. S. Whipple (Dem.)
Adams	2,112	2,105	2,120	2,112	2,113	2,088
Alamosa	1,309	1,308	1,308	1,307	1,301	1,275
Arapahoe	2,662	2,636	2,652	2,635	2,637	2,634
Archuleta	825	818	830	806	807	802
Baca	1,266	1,256	1,294	1,259	1,261	1,262
Bent	1,482	1,468	1,473	1,471	1,465	1,463
Boulder	7,443	7,413	7,419	7,406	7,410	7,381
Chaffee	2,515	2,513	2,546	2,516	2,524	2,508
Cheyenne	797	794	802	793	795	797
Clear Creek	1,291	1,287	1,289	1,286	1,285	1,278
Conejos	1,731	1,712	1,721	1,711	1,710	1,703
Costilla	1,053	1,024	1,028	1,020	1,022	1,009
Crowley	1,160	1,155	1,160	1,152	1,158	1,154
Custer	537	530	529	533	530	532
Delta	2,824	2,825	2,817	2,810	2,811	2,804
Denver	42,849	42,849	43,029	42,884	42,860	42,538
Delores	254	250	251	252	249	250
Douglas	815	811	820	813	810	804
Eagle	1,129	1,125	1,136	1,127	1,120	1,136
Elbert	1,218	1,221	1,230	1,218	1,217	1,203
El Paso	8,336	8,326	8,381	8,307	8,310	8,316
Fremont	3,356	3,351	3,395	3,357	3,351	3,342
Garfield	2,484	2,474	2,479	2,461	2,462	2,450
Gilpin	739	745	763	746	752	743
Grand	624	622	624	619	620	618
Gunnison	1,617	1,609	1,618	1,611	1,609	1,609
Hinsdale	179	177	178	177	177	178
Huerfano	2,569	2,563	2,632	2,550	2,558	2,551
Jackson	334	329	331	330	330	332
Jefferson	3,246	3,282	3,368	3,245	3,291	3,218
Kiowa	862	866	936	870	876	901
Kit Carson	1,539	1,526	1,571	1,524	1,522	1,532
Lake	2,587	2,573	2,672	2,563	2,578	2,640

FOR PRESIDENTIAL ELECTORS—Continued

COUNTIES	John C. Bell (Dem.)	Peter Krier (Dem.)	Thomas E. Munson (Dem.)	William E. Sweet (Dem.)	Sarah K. Walling (Dem.)	Charles H. S. Whipple (Dem.)
La Plata	2,605	2,606	2,590	2,579	2,579	2,571
Larimer	4,552	4,547	4,868	4,556	4,647	4,575
Las Animas	5,322	5,289	5,300	5,279	5,265	5,242
Lincoln	1,693	1,677	1,702	1,678	1,681	1,672
Logan	2,646	2,660	2,679	2,628	2,643	2,652
Mesa	4,409	4,389	4,394	4,371	4,368	4,340
Mineral	274	276	278	273	274	272
Moffat	736	738	740	736	735	731
Montezuma	1,453	1,443	1,458	1,444	1,446	1,450
Montrose	2,594	2,570	2,571	2,565	2,560	2,526
Morgan	2,390	2,368	2,371	2,367	2,369	2,366
Otero	3,975	3,961	3,963	3,955	3,948	3,945
Ouray	971	958	961	957	957	952
Park	668	668	674	665	666	662
Phillips	782	782	795	783	785	777
Pitkin	896	935	915	895	900	916
Prowers	2,151	2,144	2,168	2,153	2,155	2,128
Pueblo	10,445	10,428	10,710	10,451	10,492	10,461
Rio Blanco	698	692	702	690	690	689
Rio Grande	1,746	1,749	1,756	1,743	1,746	1,738
Routt	1,959	1,964	1,972	1,957	1,963	1,947
Saguache	1,250	1,238	1,254	1,241	1,244	1,229
San Juan	691	685	693	688	686	685
San Miguel	1,311	1,311	1,325	1,316	1,319	1,293
Sedgwick	520	516	519	514	517	512
Summit	716	713	717	714	714	717
Teller	3,512	3,574	3,515	3,493	3,535	3,498
Washington	1,752	1,738	1,748	1,736	1,737	1,739
Weld	8,588	8,550	8,600	8,535	8,532	8,529
Yuma	2,447	2,437	2,466	2,437	2,436	2,436
	<hr/>	<hr/>	<hr/>	<hr/>	<hr/>	<hr/>
	177,496	177,149	178,816	176,867	177,110	176,301

FOR PRESIDENTIAL ELECTORS—Continued

COUNTIES	Charles Boettcher (Rep.)	David R. C. Brown (Rep.)	C. W. Crews (Rep.)	Bruce G. Eaton (Rep.)	Lawrence C. Phipps (Rep.)	William F. Slocum (Rep.)
Adams	1,161	1,155	1,165	1,157	1,155	1,149
Alamosa	491	489	488	485	488	488
Arapahoe	1,437	1,443	1,443	1,441	1,446	1,441
Archuleta	456	468	473	470	474	475
Baca	830	819	826	810	810	816
Bent	843	837	833	834	834	831
Boulder	4,004	3,999	3,986	3,993	3,992	3,982
Chaffee	856	853	864	844	849	848
Cheyenne	556	555	558	551	549	554
Clear Creek	477	474	474	474	473	475
Conejos	917	919	928	926	923	919
Costilla	568	594	579	577	577	573
Crowley	806	827	847	822	825	819
Custer	398	400	403	402	401	397
Delta	1,606	1,613	1,612	1,602	1,608	1,601
Denver	22,931	23,029	23,185	23,012	23,108	22,936
Dolores	48	46	46	44	46	45
Douglas	596	592	612	594	597	596
Eagle	388	394	397	397	392	396
Elbert	934	947	951	940	946	939
El Paso	7,091	7,077	7,159	7,090	7,087	7,132
Fremont	2,227	2,228	2,257	2,226	2,225	2,222
Garfield	1,137	1,135	1,139	1,130	1,132	1,129
Gilpin	394	400	407	398	402	398
Grand	379	378	378	375	376	372
Gunnison	730	721	736	724	723	725
Hinsdale	93	91	94	90	90	92
Huerfano	1,976	1,946	2,027	1,940	1,929	1,990
Jackson	158	158	157	158	156	153
Jefferson	2,012	2,012	2,040	1,997	2,010	1,957
Kiowa	666	661	723	675	664	715
Kit Carson	1,008	990	1,030	992	987	993
Lake	963	946	993	939	946	984

FOR PRESIDENTIAL ELECTORS—Continued

COUNTIES	Charles Boettcher (Rep.)	David R. C. Brown (Rep.)	C. W. Crews (Rep.)	Bruce G. Eaton (Rep.)	Lawrence C. Phipps (Rep.)	William F. Slocum (Rep.)
La Plata	1,043	1,032	1,029	1,023	1,028	1,027
Larimer	2,733	2,700	2,797	2,722	2,733	2,752
Las Animas	3,551	3,510	3,511	3,500	3,511	3,478
Lincoln	1,126	1,124	1,129	1,121	1,125	1,122
Logan	1,425	1,433	1,422	1,422	1,422	1,421
Mesa	2,229	2,227	2,223	2,216	2,221	2,209
Mineral	132	135	135	133	136	132
Moffat	514	511	512	509	510	507
Montezuma	417	419	425	412	412	412
Montrose	1,303	1,316	1,315	1,311	1,309	1,296
Morgan	1,544	1,538	1,541	1,524	1,535	1,536
Otero	2,684	2,673	2,678	2,669	2,669	2,656
Ouray	400	397	399	398	400	396
Park	370	371	372	371	372	374
Phillips	530	529	532	530	530	532
Pitkin	263	281	263	260	264	272
Prowers	1,669	1,676	1,683	1,664	1,674	1,652
Pueblo	6,336	6,331	6,545	6,361	6,339	6,468
Rio Blanco	466	467	468	465	466	467
Rio Grande	887	889	886	882	879	871
Routt	839	844	849	839	846	835
Saguache	676	676	681	676	675	674
San Juan	216	212	214	211	213	212
San Miguel	586	571	578	571	574	567
Sedgwick	522	532	529	528	527	527
Summit	265	265	268	266	266	264
Teller	1,698	1,707	1,693	1,681	1,690	1,670
Washington	998	984	989	981	988	985
Weld	5,397	5,383	5,395	5,398	5,381	5,370
Yuma	1,432	1,417	1,436	1,418	1,418	1,424
	<hr/>	<hr/>	<hr/>	<hr/>	<hr/>	<hr/>
	101,388	101,346	102,308	101,171	101,333	101,250

Wilson over Hughes, 76,508

FOR PRESIDENTIAL ELECTORS—Continued

COUNTIES	Ruth De Long Avery (Prog.)	D. C. Burns (Prog.)	James H. Causey (Prog.)	Hattie K. Howard (Prog.)	Robert Kerr (Prog.)	L. G. Kurtz (Prog.)
Adams	3	2	4	4	2	2
Alamosa	2	1	1
Arapahoe	19	6	6	6	6	5
Archuleta	8	5	3	2	4	4
Baca	6	2	1	4	3	1
Bent	3	2	3	6	3	6
Boulder	21	5	5	8	8	5
Chaffee	4	4	4	1
Cheyenne	2	3	4	2	3	3
Clear Creek	3	1	1	3	1	1
Conejos	11	8	8	12	5	5
Costilla	30	38	14	18	14	13
Crowley	6	7	5	4	3	4
Custer	2	6	5	5	7	3
Delta	5	5	4	4	4	7
Denver	63	75	65	53	41	44
Dolores	1	1
Douglas	1	1	2	2	1	1
Eagle	1
Elbert	9	3	3	2	3	2
El Paso	24	14	11	16	22	10
Fremont	1	3	2	2	2	1
Garfield	1	2	1	1
Gilpin	1	2	1
Grand	1
Gunnison	2	3	2	2	4	1
Hinsdale
Huerfano	12	9	3	3	4	10
Jackson
Jefferson	6	6	6	8	4	4
Kiowa	6	2	2	2	2	2
Kit Carson	1	3	3	4	1	1
Lake	7	5	3	8	3	4

FOR PRESIDENTIAL ELECTORS—Continued

COUNTIES	Ruth De Long Avery (Prog.)	D. C. Burns (Prog.)	James H. Causey (Prog.)	Hattie K. Howard (Prog.)	Robert Kerr (Prog.)	L. G. Kurtz (Prog.)
La Plata	3	1	3	3
Larimer	7	3	11	12	3	2
Las Animas	41	39	25	19	22	15
Lincoln	4	3	7	5	5	4
Logan	8	7	6	8	7	4
Mesa	3	2	3	2	2	1
Mineral		1
Moffat	2	1
Montezuma		2	4	3	1
Montrose	1	3	1	1	3	1
Morgan	4	4	3	2	2	3
Otero	12	8	7	5	6	5
Ouray	2	1	1	1
Park	3	3	3	3	3	3
Phillips	2	4	2	2	1	2
Pitkin	2	2	2	1	3
Prowers	2	3	2	4	4
Pueblo	18	15	5	8	11	18
Rio Blanco	1
Rio Grande	2	1
Routt	1	1	4	2	1	1
Saguache	4	3	3	3	6	3
San Juan	2	2	3	3	1	1
San Miguel	3	2	4	1
Sedgwick	6	3	4	2	3	2
Summit
Teller	5	3	5	10	6	1
Washington	3	2	2
Weld	6	10	3	8	6	14
Yuma	4	4	7	9	7	6
	409	352	284	307	259	228

FOR PRESIDENTIAL ELECTORS—Continued

COUNTIES	J. A. Cochran (Prob.)	S. H. Pollock (Prob.)	Otto A. Reinhardt (Prob.)	P. A. Rice (Prob.)	Fred White (Prob.)	Edgar Wilkinson (Prob.)
Adams	21	20	20	21	20	22
Alamosa	4	4	4	4	5	4
Arapahoe	12	14	11	9	14	13
Archuleta	3	3	2	2	2	5
Baca	24	23	23	24	24	23
Bent	30	29	29	27	29	29
Boulder	163	155	158	152	163	156
Chaffee	21	22	20	21	22	21
Cheyenne	10	11	9	9	9	10
Clear Creek	1	1	4	1	2	2
Conejos	5	4	4	3	4	4
Costilla	9	8	10	6	9	9
Crowley	29	29	30	28	28	27
Custer	5	5	4	2	4	5
Delta	61	61	61	59	60	63
Denver	409	412	416	406	410	394
Dolores		1
Douglas	5	5	3	3	3	4
Eagle	7	5	5	5	5	8
Elbert	19	19	21	20	21	19
El Paso	321	315	324	315	322	314
Fremont	69	71	67	67	69	68
Garfield	36	35	36	35	35	34
Gilpin	5	6	5	6	6	5
Grand	3	2	2	2	2	2
Gunnison	11	8	9	8	9	10
Hinsdale	1	1	1	1	1	1
Huerfano	31	20	24	20	21	51
Jackson	4	5	4	4	5	4
Jefferson	21	23	26	21	24	21
Kiowa	21	20	27	28	19	29
Kit Carson	30	30	34	27	28	29

FOR PRESIDENTIAL ELECTORS—Continued

COUNTIES	J. A. Cochran (Prob.)	S. H. Pollock (Prob.)	Otto A. Reinhardt (Prob.)	F. A. Rice (Prob.)	Fred White (Prob.)	Edgar Wilkinson (Prob.)
Lake	190	191	196	191	192	195
La Plata	21	22	19	17	17	17
Larimer	94	89	94	86	88	89
Las Animas	43	39	39	39	39	43
Lincoln	32	31	32	31	32	32
Logan	23	19	23	21	21	18
Mesa	231	220	217	222	217	217
Mineral	2	2	2	2	2	3
Moffat	4	4	3	3	3	2
Montezuma	9	6	6	7	6	7
Montrose	40	31	33	32	34	31
Morgan	29	25	24	23	23	24
Otero	104	104	99	99	100	101
Ouray	3	2	1	4	1	1
Park	2	2	2	2	2	3
Phillips	9	6	5	5	4	6
Pitkin	3	3	5	3	3	3
Prowers	61	61	64	61	61	60
Pueblo	137	140	143	135	134	130
Rio Blanco	4	3	3	3	4	4
Rio Grande	26	24	23	23	23	23
Routt	16	14	18	14	16	12
Saguache	5	6	4	4	6	3
San Juan	7	7	7	8	7	7
San Miguel	7	9	11	8	9	8
Sedwick	8	8	6	6	8	6
Summitt	7	6	6	6	6	6
Teller	17	18	17	17	20	20
Washington	29	27	30	28	27	29
Weld	208	208	207	203	200	207
Yuma	31	30	31	30	31	30
	<hr/>	<hr/>	<hr/>	<hr/>	<hr/>	<hr/>
	2,793	2,724	2,763	2,669	2,711	2,723

FOR PRESIDENTIAL ELECTORS—Continued

COUNTIES	May Charette (Soc.)	Mary L. Geffs (Soc.)	Abraham Marians (Soc.)	Charles E. Morrisson (Soc.)	Chas. Fush (Soc.)	Garnett Underhill (Soc.)
Adams	125	121	125	121	122	121
Alamosa	66	66	64	66	65	64
Arapahoe	123	125	129	126	124	125
Archuleta	10	11	11	10	11	12
Baca	207	205	208	204	206	205
Bent	54	56	55	55	55	56
Boulder	480	483	482	478	480	480
Chaffee	79	78	78	77	80	75
Cheyenne	81	81	82	80	80	81
Clear Creek	32	33	32	32	32	33
Conejos	7	7	6	7	7	8
Costilla	24	24	25	28	29	27
Crowley	52	53	51	51	53	48
Custer	35	34	35	34	34	33
Delta	285	286	282	287	288	285
Denver	1,810	1,815	1,826	1,813	1,807	1,799
Dolores	30	30	30	29	31	30
Douglas	13	13	13	12	12	12
Eagle	37	34	36	35	37	35
Elbert	85	88	90	89	88	86
El Paso	550	546	552	544	547	552
Fremont	240	240	243	241	239	242
Garfield	160	158	161	157	157	157
Gilpin	15	15	15	16	15	15
Grand	12	12	11	11	11	11
Gunnison	116	115	115	114	115	116
Hinsdale	29	29	29	29	29	29
Huerfano	22	26	25	27	24	32
Jackson	5	5	5	5	5	5
Jefferson	135	141	139	143	147	144
Kiowa	130	131	141	141	132	147
Kit Carson	147	141	147	143	142	144
Lake	34	31	38	30	39	36

FOR PRESIDENTIAL ELECTORS—Continued

COUNTIES	May Charette (Soc.)	Mary L. Geffs (Soc.)	Abraham Marians (Soc.)	Charles E. Morrisson (Soc.)	Chas. Rush (Soc.)	Garnett Underhill (Soc.)
La Plata	158	160	158	157	155	157
Larimer	383	376	417	380	392	387
Las Animas	156	151	152	154	150	148
Lincoln	121	118	119	119	119	121
Logan	112	116	111	110	115	113
Mesa	541	535	544	540	544	539
Mineral	46	48	48	48	47	46
Moffat	31	31	31	31	31	31
Montezuma	75	75	76	72	73	74
Montrose	252	252	252	251	251	250
Morgan	117	116	111	111	117	114
Otero	171	167	167	167	167	165
Ouray	56	57	56	58	57	57
Park	28	28	28	28	28	29
Phillips	56	56	56	58	57	58
Pitkin	100	105	100	101	99	102
Prowers	238	239	244	247	244	236
Pueblo	706	705	731	704	707	717
Rio Blanco	10	12	12	9	12	11
Rio Grande	49	45	47	45	47	45
Routt	115	114	114	116	114	113
Saguache	46	46	46	46	45	47
San Juan	73	73	74	74	74	72
San Miguel	69	70	71	69	69	69
Sedgwick	68	67	67	68	68	66
Summit	28	28	28	28	30	28
Teller	235	239	231	232	235	232
Washington	131	129	129	131	128	131
Weld	327	332	324	325	331	311
Yuma	223	219	224	219	221	220
	9,951	9,942	10,049	9,933	9,970	9,933

**FOR
REPRESENTATIVES IN THE SIXTY-FIFTH CONGRESS,
FOR FIRST CONGRESSIONAL DISTRICT**

(City and County of Denver)

Charles A. Ahlstrom, Socialist.....	2,551
Benjamin C. Hilliard, Democrat.....	30,146
George J. Kindel, Liberal.....	3,306
William N. Vaile, Republican.....	26,121

Hilliard over Vaile, 4,025

**FOR
REPRESENTATIVES IN THE SIXTY-FIFTH CONGRESS,
FOR SECOND CONGRESSIONAL DISTRICT**

COUNTIES	Ralph R. Drennen (Prog.)	J. Edward Johnson (Soc.)	R. E. Jones (Dem.)	Charles B. Timberlake (Rep.)
Adams	19	137	1,284	1,473
Arapahoe	14	180	1,557	1,780
Boulder	62	657	4,924	5,286
Cheyenne	16	94	451	721
Douglas	4	25	540	661
Elbert	10	95	688	1,022
El Paso	100	769	5,297	8,647
Kit Carson	30	161	779	1,435
Larimer	41	493	2,586	3,959
Lincoln	12	103	847	1,403
Logan	25	132	1,156	2,699
Morgan	66	128	1,507	1,983
Phillips	7	78	407	777
Sedgwick	7	72	310	597
Washington	17	135	719	1,477
Weld	65	391	5,016	6,651
Yuma	18	234	1,266	2,094
	513	3,884	29,334	42,665

Timberlake over Jones, 13,331.

**FOR
REPRESENTATIVES IN THE SIXTY-FIFTH CONGRESS,
FOR THIRD CONGRESSIONAL DISTRICT**

COUNTIES	William G. Francis (Prog.)	Edward Keating (Dem.)	Geo. E. McClelland (Rep.)	David McGrew (Soc.)	William H. Steele (Soc.-Lab.)
Alamosa	4	908	582	49	4
Baca	12	1,067	732	174	19
Bent	14	1,226	869	41	7
Clear Creek	4	699	903	26	3
Conejos	13	873	894	13	7
Costilla	14	844	539	30	6
Crowley	7	948	814	38	14
Custer	5	469	340	24	5
Fremont	26	2,865	2,165	193	17
Gilpin	5	504	464	17	5
Huerfano	27	2,304	1,959	23	8
Jefferson	49	2,560	2,151	139	33
Kiowa	14	849	630	93	15
Las Animas	32	4,209	3,079	131	21
Mineral	2	223	142	29	2
Otero	40	3,253	2,813	167	24
Park	3	541	383	23	3
Prowers	38	1,694	1,551	171	30
Pueblo	91	8,883	6,597	844	157
Rio Grande	9	1,318	1,002	37	2
Saguache	7	933	656	34	3
Teller	27	3,013	1,872	196	40
	443	40,183	31,137	2,492	425

Scattering, 2 Candidates. Total, 3 Votes.

Keating over McClelland, 9,046

ABSTRACT OF VOTES CAST AT

**FOR
REPRESENTATIVES IN THE SIXTY-FIFTH CONGRESS,
FOR FOURTH CONGRESSIONAL DISTRICT**

COUNTIES	Henry J. Baird (Rep.)	Emery D. Cox. (Soc.)	Edward T. Taylor (Dem.)
Archuleta	391	27	656
Chaffee	867	92	2,015
Delta	1,380	344	2,650
Dolores	40	36	227
Eagle	352	57	1,016
Garfield	917	154	2,468
Grand	348	17	552
Gunnison	622	134	1,434
Hinsdale	84	24	167
Jackson	130	5	301
Lake	1,080	221	2,181
La Plata	869	143	2,374
Mesa	1,782	629	4,057
Moffat	397	29	772
Montezuma	412	74	1,247
Montrose	1,044	246	2,408
Ouray	379	72	838
Pitkin	215	93	843
Rio Blanco	356	12	702
Routt	839	108	1,662
San Juan	202	73	597
San Miguel	455	67	1,110
Summit	236	38	649
	13,397	2,695	30,926

Taylor over Baird, 17,529

ABSTRACT OF VOTES CAST AT
FOR JUDGES OF SUPREME COURT
(For the Term of Ten Years)

COUNTIES	George W. Allen (Rep.)	Morton S. Bailey (Dem.)	William H. Gabbert (Rep.)	Robert Kerr * (Prog.)	Channing Sweet (Soc.)	Samuel N. Wheeler (Dem.)
Adams	1,179	1,368	1,021	32	169	1,312
Alamosa	554	928	503	18	87	703
Arapahoe	1,729	1,767	1,476	47	203	1,398
Archuleta	446	544	402	21	40	529
Baca	825	835	724	30	249	637
Bent	940	1,013	872	23	56	789
Boulder	4,395	5,600	4,331	173	726	4,777
Chaffee	1,019	1,886	934	30	143	1,637
Cheyenne	599	557	521	24	100	469
Clear Creek	578	869	520	21	60	742
Conejos	838	849	741	17	23	620
Costilla	551	807	505	12	34	749
Crowley	823	877	796	27	68	784
Custer	314	496	320	7	37	341
Delta	1,765	1,874	1,704	85	405	1,746
Denver	28,799	32,777	25,407	886	3,336	24,760
Dolores	56	180	41	6	43	179
Douglas	619	551	565	10	33	497
Eagle	526	757	466	10	76	708
Elbert	940	795	781	40	106	642
El Paso	6,887	6,390	6,793	1,229	875	5,477
Fremont	2,022	2,942	2,071	80	329	1,933
Garfield	1,321	1,717	1,069	32	235	1,778
Gilpin	385	480	362	9	37	415
Grand	440	441	356	10	26	405
Gunnison	820	1,154	662	23	170	1,178
Hinsdale	115	128	96	1	30	143
Huerfano	1,930	2,324	1,904	27	47	1,996
Jackson	187	215	161	4	5	187
Jefferson	2,179	2,465	2,094	60	200	1,781

FOR JUDGES OF SUPREME COURT—Continued
(For the Term of Ten Years)

COUNTIES	George W. Allen (Rep.)	Morton S. Bailey (Dem.)	William H. Gabbert (Rep.)	Robert Kerr (Prog.)	Channing Sweet (Soc.)	Samuel N. Wheeler (Dem.)
Kiowa	694	711	645	30	123	546
Kit Carson	1,133	979	965	46	185	867
Lake	1,440	1,761	1,231	36	265	1,663
La Plata	1,085	2,013	874	30	220	1,920
Larimer	3,234	3,161	3,068	104	530	2,665
Las Animas	3,392	3,785	3,165	74	240	3,277
Lincoln	1,331	1,173	1,197	44	138	1,007
Logan	1,699	1,793	1,513	50	189	1,567
Mesa	2,134	2,722	1,968	112	749	3,850
Mineral	135	200	134	10	43	166
Moffat	555	557	487	15	50	530
Montezuma	492	1,041	425	22	90	997
Montrose	1,437	1,840	1,339	55	322	1,804
Morgan	1,710	1,564	1,621	45	172	1,244
Otero	2,646	3,178	2,541	63	209	2,473
Ouray	458	704	411	15	91	699
Park	344	592	343	7	38	402
Phillips	580	512	517	25	91	414
Pitkin	303	623	249	13	128	608
Prowers	1,512	1,496	1,501	63	245	1,091
Pueblo	5,765	9,381	6,732	224	1,305	7,103
Rio Blanco	437	518	374	8	25	512
Rio Grande	948	1,179	974	21	69	885
Routt	1,000	1,327	892	40	160	1,296
Saguaché	654	880	634	14	63	689
San Juan	271	485	222	12	89	483
San Miguel	705	955	772	18	95	882
Sedgwick	517	353	470	13	75	302
Summit	291	574	249	7	52	512
Teller	1,928	1,797	1,770	110	374	2,354


ABSTRACT OF VOTES CAST AT

FOR JUDGES OF SUPREME COURT—Continued
(For the Term of Ten Years)

COUNTIES	George W. Allen (Rep.)	Morton S. Bailey (Dem.)	William H. Gabbert (Rep.)	Robert Kerr (Prog.)	Channing Sweet (Soc.)	Samuel N. Wheeler (Dem.)
Washington	1,080	1,003	899	37	133	835
Weld	5,819	5,834	5,622	133	473	5,034
Yuma	1,598	1,532	1,448	54	289	1,378
	<hr/>	<hr/>	<hr/>	<hr/>	<hr/>	<hr/>
	111,236	130,809	103,450	4,544	15,268	109,368

Scattering, 1 candidate. Total, 1 Vote

Bailey over Wheeler.....21,441
Allen over Wheeler..... 1,868



ABSTRACT OF VOTES CAST AT

FOR GOVERNOR

COUNTIES	George A. Carlson (Rep.)	Charles E. Goddard (Soc.)	Julius C. Gunter (Dem.)	Louis E. Leeder (Lib.)
Adams	1,203	139	1,861	7
Alamosa	626	77	1,076	19
Arapahoe	1,659	185	2,346	7
Archuleta	472	33	589	8
Baca	953	251	934	5
Bent	1,020	49	1,219
Boulder	4,902	616	6,356	16
Chaffee	1,163	100	2,027	3
Cheyenne	628	97	653	3
Clear Creek	565	45	1,124	9
Conejos	1,098	18	913	5
Costilla	588	31	908	1
Crowley	1,004	63	1,002	5
Custer	377	41	482	2
Delta	2,143	335	2,089	4
Denver	24,427	2,379	40,739	186
Dolores	69	37	195
Douglas	616	26	689
Eagle	503	59	936	2
Elbert	1,008	106	1,120	2
El Paso	7,884	724	7,126	23
Fremont	2,661	277	2,656	8
Garfield	1,451	201	1,983	21
Gilpin	449	29	542	7
Grand	374	25	525	4
Gunnison	842	154	1,364	3
Hinsdale	101	24	161
Huerfano	2,196	32	2,344	11
Jackson	185	8	297
Jefferson	2,254	173	2,942	15

FOR GOVERNOR—Continued

COUNTIES	George A. Carlson (Rep.)	Charles E. Goddard (Soc.)	Julius C. Gunter (Dem.)	Louis E. Leeder (Lib.)
Kiowa	858	125	719
Kit Carson	1,320	173	1,071	21
Lake	1,207	201	2,374	4
La Plata	1,212	189	2,249	14
Larimer	3,353	495	4,002	9
Las Animas	3,232	175	4,564	40
Lincoln	1,365	122	1,420	10
Logan	1,860	181	2,116	2,400
Mesa	3,106	659	3,314	9
Mineral	146	45	270
Moffat	604	35	617	1
Montezuma	593	90	1,164	1
Montrose	1,903	287	1,932
Morgan	1,836	164	1,839	4
Otero	3,130	163	3,240	4
Ouray	519	78	781	4
Park	377	40	602	1
Phillips	770	91	496
Pitkin	371	110	733	4
Prowers	2,135	235	1,644	7
Pueblo	7,097	910	8,987	31
Rio Blanco	511	16	585	2
Rio Grande	1,072	49	1,388	1
Routt	1,027	134	1,613	8
Saguache	826	55	970	2
San Juan	291	84	547	3
San Miguel	724	70	1,116	1
Sedgwick	600	79	382	2
Summit	270	47	641	2
Teller	2,139	285	2,996	5

ABSTRACT OF VOTES CAST AT

FOR GOVERNOR—Continued

COUNTIES	George A. Carlson (Rep.)	Charles E. Goddard (Soc.)	Julius C. Gunter (Dem.)	Louis E. Leeder (Lib.)
Washington	1,206	140	1,442	10
Weld	6,740	385	7,168	41
Yuma	1,902	249	1,732	8
	<hr/>	<hr/>	<hr/>	<hr/>
	117,723	12,495	151,962	2,025

Scattering, 1 Candidate. Total, 8 Votes.

Gunter over Carlson, 34,239

ABSTRACT OF VOTES CAST AT
FOR LIEUTENANT GOVERNOR

COUNTIES	Moses E. Lewis (Rep.)	Harry W. Mahlenbrock (Lib.)	James A. Fulliam (Dem.)	Chas. Rush (Soc.)
Adams	1,260	22-	1,586	168
Alamosa	612	5	933	82
Arapahoe	1,741	25	2,022	184
Archuleta	462	20	621	31
Baca	894	11	885	263
Bent	1,060	8	1,058	62
Boulder	4,706	33	5,601	678
Chaffee	1,048	21	1,798	249
Cheyenne	629	14	592	96
Clear Creek	556	15	996	53
Conejos	1,026	22	863	21
Costilla	647	12	926	41
Crowley	922	14	941	68
Custer	390	9	445	40
Delta	1,978	14	1,966	403
Denver	25,760	791	33,650	2,869
Dolores	42	4	218	43
Douglas	618	4	613	30
Eagle	457	12	792	185
Elbert	1,009	14	923	117
El Paso	7,925	67	6,498	805
Fremont	2,740	11	2,335	304
Garfield	1,349	12	1,329	235
Gilpin	429	6	550	25
Grand	407	4	499	26
Gunnison	822	11	1,274	161
Hinsdale	109	4	141	27
Huerfano	2,151	18	2,284	38
Jackson	186	1	238
Jefferson	2,395	58	2,493	212

FOR LIEUTENANT GOVERNOR—Continued


COUNTIES	Moses E. Lewis (Rep.)	Harry W. Mahlenbrock (Lib.)	James A. Pulliam (Dem.)	Chas. Rush (Soc.)
Kiowa	794	2	687	63
Kit Carson	1,239	16	1,007	181
Lake	1,267	14	2,019	299
La Plata	819	20	2,560	190
Larimer	3,490	32	3,485	519
Las Animas	3,792	97	3,899	216
Lincoln	1,353	13	1,195	129
Logan	1,734	16	2,012	179
Mesa	2,788	37	3,092	796
Mineral	149	1	240	45
Moffat	581	12	567	43
Montezuma	482	7	1,278	87
Montrose	1,677	14	1,879	314
Morgan	1,874	15	1,669	164
Otero	2,964	18	3,243	193
Ouray	473	10	777	92
Park	412	3	531	37
Phillips	653	12	522	86
Pitkin	333	6	678	123
Prowers	1,890	21	1,557	249
Pueblo	6,914	68	8,108	1,149
Rio Blanco	495	7	575	27
Rio Grande	1,092	12	1,272	61
Routt	1,031	9	1,444	145
Saguache	775	13	905	59
San Juan	258	568	84
San Miguel	669	6	1,027	85
Sedgwick	548	5	381	77
Summit	298	3	605	50
Teller	2,082	33	2,769	335

ABSTRACT OF VOTES CAST AT

FOR LIEUTENANT GOVERNOR—Continued

COUNTY	Moses E. Lewis (Rep.)	Harry W. Mahlenbrock (Lib.)	James A. Pulliam (Dem.)	Chas. Rush (Soc.)
Washington	1,203	10	1,190	150
Weld	6,552	44	6,372	484
Yuma	1,760	19	1,667	292
	<hr/>	<hr/>	<hr/>	<hr/>
	116,771	1,857	134,850	14,519

Pulliam over Lewis, 18,079



ABSTRACT OF VOTES CAST AT

FOR SECRETARY OF STATE

COUNTIES	William L. Henderson (Prog.)	James R. Noland (Dem.)	John E. Barner (Rep.-Prob.)	Charles Williams (Lib.)	Lizabeth A. Williams (Soc.)
Adams	40	1,521	1,287	14	158
Alamosa	14	886	651	9	75
Arapahoe	47	1,914	1,761	13	197
Archuleta	17	601	460	13	31
Baca	17	894	831	10	224
Bent	29	989	1,043	5	60
Boulder	119	5,099	5,002	55	653
Chaffee	34	1,895	1,026	8	135
Cheyenne	31	576	613	13	100
Clear Creek	16	987	561	7	47
Conejos	33	853	964	10	22
Costilla	11	911	660	10	26
Crowley	28	933	926	6	64
Custer	10	450	348	2	41
Delta	47	1,591	2,414	16	371
Denver	930	30,841	28,465	498	2,516
Dolores	2	207	44	3	45
Douglas	20	604	614	8	20
Eagle	22	837	508	13	70
Elbert	48	923	970	8	111
El Paso	313	6,140	7,846	33	790
Fremont	66	2,471	2,568	25	320
Garfield	52	1,870	1,325	27	194
Gilpin	11	524	427	5	43
Grand	11	496	403	6	21
Gunnison	29	1,324	770	12	155
Hinsdale	2	140	111	1	30
Huerfano	35	2,314	2,088	22	13
Jackson	6	201	250	2	10
Jefferson	64	2,443	2,348	33	176

FOR SECRETARY OF STATE—Continued

COUNTIES	William L. Henderson (Prog.)	James R. Noland (Dem.)	John E. Ramer (Rep.-Proh.)	Charles Williams (Lib.)	Lizabeth A. Williams (Soc.)
Kiowa	19	718	790	3	120
Kit Carson	58	1,052	1,181	17	165
Lake	73	1,917	1,321	18	265
La Plata	58	2,143	1,044	12	197
Larimer	100	2,798	4,223	38	470
Las Animas	89	3,990	3,384	60	291
Lincoln	45	1,184	1,335	11	133
Logan	149	1,879	1,751	25	165
Mesa	129	2,988	2,913	21	768
Mineral	2	231	151	48
Moffat	17	595	549	6	47
Montezuma	24	1,187	504	9	92
Montrose	47	1,860	1,680	13	304
Morgan	61	1,561	1,892	19	157
Otero	47	3,223	2,916	14	215
Ouray	14	742	481	8	88
Park	4	510	407	8	28
Phillips	22	515	625	3	88
Pitkin	14	700	332	3	124
Prowers	86	1,545	1,803	28	232
Pueblo	164	7,761	7,311	78	1,086
Rio Blanco	7	594	456	7	21
Rio Grande	19	1,218	1,106	10	57
Routt	47	1,470	1,011	12	156
Saguache	16	937	716	9	60
San Juan	10	525	252	8	80
San Miguel	34	1,012	648	9	88
Sedgwick	22	380	531	7	67
Summit	17	584	292	2	46
Teller	74	2,779	1,999	28	360


ABSTRACT OF VOTES CAST AT

FOR SECRETARY OF STATE—Continued

COUNTIES	William L. Henderson (Prog.)	James R. Noland (Dem.)	John E. Ramer (Rep.-Proh.)	Charles Williams (Lib.)	Lizabeth A. Williams (Soc.)
Washington	85	1,159	1,141	7	140
Weld	179	6,060	6,632	40	553
Yuma	56	1,693	1,694	18	277
	<hr/>	<hr/>	<hr/>	<hr/>	<hr/>
	3,882	128,955	120,355	1,438	13,706

Scattering, 1 Candidate. Total, 1 Vote.

Noland over Ramer, 8,600.



ABSTRACT OF VOTES CAST AT

FOR AUDITOR OF STATE

COUNTIES	Henry C. Ehrman (Lib.)	Charles H. Leckenby (Dem.)	J. H. Mayfield (Soc.)	G. F. Stevens (Proh.-Prog.)	Olie Thorson (Rep.)
Adams	21	1,533	173	125	1,105
Alamosa	7	934	85	85	508
Arapahoe	38	1,946	198	177	1,563
Archuleta	3	583	30	43	434
Baca	6	879	275	98	757
Bent	5	1,015	68	156	894
Boulder	24	5,340	705	712	4,111
Chaffee	16	1,875	142	114	950
Cheyenne	10	574	107	96	528
Clear Creek	13	1,030	50	58	464
Conejos	9	852	24	75	871
Costilla	3	925	40	47	613
Crowley	9	917	73	101	824
Custer	9	467	38	24	328
Delta	9	1,910	401	348	1,613
Denver	704	33,127	2,930	3,311	21,462
Dolores	2	208	42	3	40
Douglas	8	633	29	47	576
Eagle	4	769	70	51	566
Elbert	16	914	115	109	898
El Paso	45	6,051	816	1,107	7,033
Fremont	14	2,558	327	427	2,071
Garfield	6	1,659	208	107	1,630
Gilpin	8	522	35	39	363
Grand	2	524	21	43	354
Gunnison	9	1,292	167	95	715
Hinsdale	148	28	6	105
Huerfano	7	2,340	43	79	2,065
Jackson	1	273	10	10	135
Jefferson	11	2,464	199	237	2,138

FOR AUDITOR OF STATE—Continued

COUNTIES	Henry C. Ehrman (Lib.)	Charles H. Leckenby (Dem.)	J. H. Mayfield (Soc.)	G. F. Stevens (Proh-Prog.)	Olie Thorson (Rep.)
Kiowa	2	719	123	92	709
Kit Carson	11	1,038	179	155	1,057
Lake	8	1,842	255	127	1,367
La Plata	22	2,167	199	125	953
Larimer	26	3,266	553	452	3,130
Las Animas	44	3,816	234	345	3,289
Lincoln	12	1,192	134	180	1,146
Logan	12	1,924	177	260	1,542
Mesa	16	2,984	745	583	2,389
Mineral	1	243	49	13	124
Moffat	6	625	38	38	509
Montezuma	2	1,265	89	79	383
Montrose	13	1,964	311	216	1,383
Morgan	10	1,592	156	205	1,695
Otero	14	3,241	220	319	2,578
Ouray	5	756	91	63	413
Park	0	501	36	38	308
Phillips	5	505	88	75	574
Pitkin	4	744	118	23	294
Prowers	17	1,584	257	299	1,500
Pueblo	55	8,823	1,225	728	5,624
Rio Blanco	2	593	18	41	433
Rio Grande	10	1,252	58	121	951
Routt	10	1,901	136	74	658
Saguache	14	932	59	64	659
San Juan	6	500	80	26	279
San Miguel	5	1,014	84	59	629
Sedgwick	4	368	71	65	490
Summit	5	588	54	47	256
Teller	16	2,748	380	217	1,794


ABSTRACT OF VOTES CAST AT

FOR AUDITOR OF STATE—Continued

COUNTIES	Henry C. Ehrman (Lib.)	Charles H. Leckenby (Dem.)	J. H. Mayfield (Soc.)	G. F. Stevens (Proti-Prog.)	Olie Thorson (Rep.)
Washington	22	1,185	147	168	977
Weld	98	6,173	470	1,160	5,808
Yuma	14	1,655	298	229	1,484
Total	1,510	133,962	14,585	14,616	101,099

Scattering, 1 Candidate. Total, 1 Vote.

Leckenby over Thorson, 32,863.



ABSTRACT OF VOTES CAST AT

FOR STATE TREASURER

COUNTIES	Cyrillus B. Ayres (Lib.)	Robert H. Higgins (Dem.)	Harry E. Mulnix (Rep.)	Alfred Pomeroy (Soc.)
Adams	19	1,535	1,273	147
Alamosa	2	872	659	86
Arapahoe	13	1,844	1,866	187
Archuleta	10	583	460	29
Baca	5	927	822	272
Bent	6	1,063	1,007	64
Boulder	32	5,256	4,876	738
Chaffee	13	1,823	1,152	133
Cheyenne	7	584	630	91
Clear Creek	2	964	580	56
Conejos	17	823	994	23
Costilla	7	952	631	37
Crowley	8	956	911	73
Custer	463	350	43
Delta	10	1,901	1,994	399
Denver	571	26,650	32,279	3,166
Dolores	2	189	57	46
Douglas	4	583	694	28
Eagle	7	735	618	80
Elbert	6	908	1,023	114
El Paso	42	6,135	7,869	822
Fremont	12	2,425	2,682	330
Garfield	13	1,793	1,472	211
Gilpin	4	484	474	33
Grand	2	457	461	23
Gunnison	6	1,265	832	154
Hinsdale	143	111	28
Huerfano	14	2,430	2,201	33
Jackson	1	222	186	8
Jefferson	15	2,363	2,461	192

FOR STATE TREASURER—Continued

COUNTIES	Cyrillus B. Ayres (Lib.)	Robert H. Higgins (Dem.)	Harry E. Mulnix (Rep.)	Alfred Pomeroy (Soc.)
Kiowa	3	741	783	125
Kit Carson	11	1,053	1,028	174
Lake	13	1,587	1,642	345
La Plata	30	2,068	1,105	216
Larimer	25	3,177	3,682	514
Las Animas	37	3,630	3,958	208
Lincoln	9	1,203	1,342	128
Logan	19	1,912	1,753	191
Mesa	32	2,999	2,920	774
Mineral	218	160	47
Moffat	2	584	559	40
Montezuma	3	1,139	542	95
Montrose	12	1,998	1,549	321
Morgan	11	1,591	1,910	156
Otero	22	3,266	2,880	214
Ouray	6	715	509	91
Park	491	435	36
Phillips	7	526	622	88
Pitkin	5	646	409	121
Prowers	12	1,677	1,718	254
Pueblo	31	9,269	6,266	1,060
Rio Blanco	2	572	490	16
Rio Grande	14	1,203	1,096	62
Routt	12	1,440	1,068	158
Saguache	6	898	754	56
San Juan	4	466	337	78
San Miguel	2	963	771	89
Sedgwick	4	391	528	71
Summit	1	588	299	44
Teller	11	2,607	2,166	354


ABSTRACT OF VOTES CAST AT

FOR STATE TREASURER—Continued

COUNTIES	Cyrillus B. Ayres (Lib.)	Robert H. Higgins (Dem.)	Harry E. Mulnix (Rep.)	Alfred Pomeroy (Soc.)
Washington	19	1,160	1,204	147
Weld	43	6,219	6,553	463
Yuma	12	1,703	1,667	286
	<hr/>	<hr/>	<hr/>	<hr/>
	1,270	126,033	124,330	14,668

Scattering, 2 Candidates. Total 2.

Higgins over Mulnix, 1,703.



FOR ATTORNEY GENERAL

COUNTIES	W. P. Collins (Soc.)	Leslie E. Hubbard (Dem.)	William C. Robinson (Rep.-Proh.)
Adams	160	1,579	1,131
Alamosa	90	922	569
Arapahoe	186	1,924	1,687
Archuleta	37	657	430
Baca	264	895	830
Bent	68	1,038	889
Boulder	763	5,455	4,565
Chaffee	138	1,828	1,043
Cheyenne	107	567	634
Clear Creek	52	974	512
Conejos	37	881	898
Costilla	36	921	624
Crowley	77	939	896
Custer	45	468	327
Delta	407	1,878	1,978
Denver	3,086	32,426	26,735
Dolores	46	202	47
Douglas	28	625	614
Eagle	71	851	488
Elbert	110	921	981
El Paso	804	5,831	8,237
Fremont	342	2,525	2,415
Garfield	212	1,946	1,278
Gilpin	35	510	390
Grand	29	489	396
Gunnison	174	1,311	731
Hinsdale	28	149	105
Huerfano	46	2,439	2,141
Jackson	10	236	190
Jefferson	199	2,480	2,252

FOR ATTORNEY GENERAL—Continued

COUNTIES	W. P. Collins (Soc.)	Leslie E. Hubbard (Dem.)	William C. Robinson (Rep.-Proh.)
Kiowa	141	731	741
Kit Carson	190	1,084	1,140
Lake	288	1,936	1,207
La Plata	210	2,141	1,082
Larimer	574	3,254	3,449
Las Animas	250	3,986	3,256
Lincoln	132	1,209	1,333
Logan	188	1,945	1,710
Mesa	775	3,039	2,800
Mineral	53	236	134
Moffat	42	623	517
Montzeuma	98	1,183	490
Montrose	300	1,889	1,507
Morgan	175	1,618	1,831
Otero	219	3,233	2,841
Ouray	108	760	444
Park	32	509	385
Phillips	87	514	628
Pitkin	124	719	300
Prowers	259	1,571	1,754
Pueblo	1,338	8,107	6,881
Rio Blanco	23	586	459
Rio Grande	63	1,231	1,097
Routt	176	1,480	976
Saguache	66	926	693
San Juan	89	526	262
San Miguel	93	1,036	635
Sedgwick	75	389	514
Summit	56	598	273
Teller	377	2,779	1,852


ABSTRACT OF VOTES CAST AT

FOR ATTORNEY GENERAL—Continued

COUNTIES	W. F. Collins (Soc.)	Leslie E. Hubbard (Dem.)	William C. Robinson (Rep.-Proh.)
Washington	167	1,215	1,072
Weld	503	6,116	6,385
Yuma	283	1,678	1,648
	<hr/>	<hr/>	<hr/>
	15,241	132,714	114,309

Scattering, 1 Candidate. Total, 1 Vote.

Hubbard over Robinson, 18,405.



FOR SUPERINTENDENT OF PUBLIC INSTRUCTION

COUNTIES	Mary E. Hotz Bakerey (Soc.)	Mary C. C. Bradford (Dem.)	Helen M. Wixson (Rep.-Proh.)
Adams	158	1,720	1,117
Alamosa	84	979	545
Arapahoe	187	2,067	1,614
Archuleta	34	626	440
Baca	270	923	850
Bent	65	1,112	953
Boulder	888	5,886	4,427
Chaffee	128	1,996	967
Cheyenne	96	610	624
Clear Creek	61	1,037	496
Conejos	24	941	874
Costilla	41	913	630
Crowley	78	916	908
Custer	49	470	335
Delta	380	1,988	1,941
Denver	3,350	36,865	22,541
Dolores	49	209	42
Douglas	33	661	583
Eagle	74	904	465
Elbert	122	959	952
El Paso	829	6,503	7,535
Fremont	337	2,645	2,287
Garfield	209	2,028	1,248
Gilpin	39	563	377
Gunnison	170	1,349	731
Grand	24	525	427
Hinsdale	29	146	99
Huerfano	42	2,357	2,123
Jackson	8	256	178
Jefferson	222	2,709	2,077

FOR SUPERINTENDENT OF PUBLIC INSTRUCTION—Continued

COUNTIES	Mary E. Hotz Blakeley (Soc.)	Mary C. C. Bradford (Dem.)	Helen M. Wixson (Rep.-Proh.)
Kiowa	126	755	761
Kit Carson	193	1,112	1,185
Lake	285	1,981	1,118
La Plata	218	2,099	1,121
Larimer	494	3,577	3,279
Las Animas	254	4,081	3,187
Lincoln	142	1,259	1,311
Logan	179	2,059	1,652
Mesa	769	3,118	2,776
Mineral	47	240	131
Moffat	42	677	484
Montezuma	95	1,191	523
Montrose	353	1,883	1,533
Morgan	170	1,739	1,781
Otero	228	3,254	2,871
Ouray	92	775	444
Park	36	522	399
Phillips	97	536	616
Pitkin	122	772	273
Prowers	266	1,732	1,655
Pueblo	1,188	8,958	6,053
Rio Blanco	24	613	448
Rio Grande	69	1,303	1,044
Routt	158	1,580	937
Saguache	63	944	699
San Juan	100	530	241
San Miguel	91	1,064	674
Sedgwick	69	409	516
Summit	44	597	285
Teller	381	2,857	1,896

FOR SUPERINTENDENT OF PUBLIC INSTRUCTION—Continued

COUNTIES	Mary E. Hotz Blakeley (Soc.)	Mary C. C. Bradford (Dem.)	Helen M. Wixson (Rep.-Proh.)
Washington	167	1,291	1,053
Weld	523	6,744	6,283
Yuma	279	1,719	1,695
Total	15,444	142,834	107,310

Scattering, 1 Candidate. Total, 1 Vote.

Bradford over Wixson, 35,524.



FOR REGENTS OF THE UNIVERSITY OF COLORADO

COUNTIES	Thomas T. Barnard (Dem.)	William J. King (Rep.)	Grace B. Marians (Soc.)	Edwin A. Miller (Prog.)	Clifford W. Mills (Dem.)	Anna Wolcott Valle (Rep.)	Love Westfall (Soc.)
Adams	1,301	1,131	152	43	1,235	1,174	145
Alamosa	855	591	103	16	781	537	83
Arapahoe	1,687	1,635	204	52	1,625	1,723	176
Archuleta	522	456	32	8	521	434	27
Baca	825	808	253	11	731	729	210
Bent	985	960	66	27	848	895	57
Boulder	4,911	4,791	710	174	4,670	4,667	706
Chaffee	1,716	1,065	150	25	1,585	996	133
Cheyenne	516	589	103	24	474	545	90
Clear Creek	900	509	62	17	786	536	74
Conejos	776	900	25	19	659	828	17
Costilla	869	617	38	12	839	601	40
Crowley	901	871	79	12	830	833	66
Custer	424	343	41	5	391	328	34
Delta	1,727	1,819	390	64	1,630	1,693	359
Denver	27,748	23,588	3,189	1,034	29,740	28,875	3,009

ABSTRACT OF VOTES CAST AT

GENERAL ELECTION, TUESDAY, NOV. 7, 1916.

Dolores	171	41	45	1	173	47	43
Douglas	563	596	27	11	514	593	22
Eagle	725	505	76	12	667	474	70
Elbert	817	944	110	25	729	908	98
El Paso	6,058	7,240	851	329	5,520	7,209	750
Fremont	2,357	2,367	334	57	2,107	2,274	314
Garfield	1,661	1,250	215	23	1,565	1,211	199
Gilpin	474	411	34	12	409	399	33
Grand	439	386	32	10	409	372	23
Gunnison	1,134	737	154	19	1,124	734	156
Hinsdale	134	96	31	1	140	97	26
Huerfano	2,278	2,120	45	23	2,187	2,082	38
Jackson	214	179	7	9	195	165	6
Jefferson	2,164	2,202	187	54	2,006	2,209	190
Kiowa	692	690	120	21	601	677	112
Kit Carson	992	1,107	147	35	876	1,028	137
Lake	1,782	1,286	264	31	1,664	1,252	262
La Plata	1,959	1,022	204	30	1,786	1,025	184
Larimer	2,870	3,140	503	164	2,814	3,102	442
Las Animas	3,648	3,497	321	277	3,211	3,413	213
Lincoln	1,084	1,261	129	38	1,022	1,190	121
Logan	1,718	1,700	173	45	1,593	1,545	148
Mesa	2,731	2,454	708	127	2,571	2,345	720
Mineral	204	158	45	6	185	142	43

FOR REGENTS OF THE UNIVERSITY OF COLORADO—Continued

COUNTIES	Thomas T. Barnard (Dem.)	William J. King (Rep.)	Grace B. Marians (Soc.)	Edwin A. Miller (Prog.)	Clifford W. Mills (Dem.)	Anna Wolcott Valle (Rep.)	Love Westfall (Soc.)
Moffat	560	525	47	8	511	510	41
Montezuma	1,082	476	82	19	979	455	77
Montrose	1,824	1,475	323	47	1,666	1,397	301
Morgan	1,452	1,678	157	39	1,298	1,684	133
Otero	3,087	2,738	215	67	2,818	2,575	185
Ouray	674	448	80	14	639	429	81
Park	442	406	41	15	416	389	29
Phillips	463	566	80	16	432	528	75
Pitkin	615	287	119	8	585	303	120
Prowers	1,468	1,669	252	62	1,296	1,496	219
Pueblo	7,824	6,117	1,222	254	7,842	6,326	1,334
Rio Blanco	533	449	26	8	495	416	19
Rio Grande	1,132	1,026	68	17	990	1,002	53
Routt	1,331	1,011	154	25	1,217	979	144
Saguache	801	841	61	24	699	696	51
San Juan	466	242	95	12	446	252	90

ABSTRACT OF VOTES CAST AT

San Miguel	903	686	89	9	901	662	84
Sedgwick	324	508	71	14	301	484	58
Summit	545	288	41	9	517	267	41
Teller	2,945	1,844	359	72	2,270	1,787	336
Washington	1,032	1,057	144	30	901	962	120
Weld	5,874	6,042	471	248	5,299	6,000	467
Yuma	1,474	1,549	269	33	1,359	1,470	249
	<u>120,383</u>	<u>107,990</u>	<u>14,825</u>	<u>3,953</u>	<u>115,290</u>	<u>110,956</u>	<u>13,883</u>
Scattering, 1 Candidate. Total, 1 Vote.							
Barnard over Vaile						9,427	
Mills over Valle						4,334	

ABSTRACT OF VOTES CAST AT

**FOR DISTRICT JUDGE SECOND JUDICIAL DISTRICT
(To Fill Vacancy)**

Alden C. Galland, Socialist	2,550
Orrin N. Hilton, Independent-Liberal-Progressive	14,549
John I. Mullins, Democrat	23,231
Greeley W. Whitford, Republican	21,443

Mullins over Whitford, 1,788.

**FOR DISTRICT JUDGE THIRD JUDICIAL DISTRICT
(To Fill Vacancy)**

COUNTIES	Granby Hillyer (Rep.)	A. C. McChesney (Dem.)
Baca	1,081	894
Bent	1,183	1,039
Huerfano	2,155	2,375
Las Animas	3,052	4,745
Prowers	2,098	1,663
	<hr/>	<hr/>
	9,569	10,716

Scattering, 1 Candidate. Total, 1 Vote.

McChesney over Hillyer, 1,147.

FOR DISTRICT JUDGE ELEVENTH JUDICIAL DISTRICT
(To Fill Vacancy)

COUNTIES	James L. Cooper (Rep.)	George H. Wilkes (Dem.)
Chaffee	1,513	1,566
Custer	459	444
Fremont	3,591	1,786
Park	526	448
	6,089	4,244

Cooper over Wilkes, 1,845.

ABSTRACT OF VOTES CAST AT

FOR DISTRICT ATTORNEY FIRST JUDICIAL DISTRICT

COUNTIES	Flor Ashbaugh (Rep.)	Samuel W. Johnson (Dem.)
Adams	1,166	1,674
Arapahoe	2,385	1,714
Clear Creek	687	927
Gilpin	628	478
Grand	429	458
Jefferson	2,208	2,794
	<hr/>	<hr/>
	7,503	8,045

Johnson over Ashbaugh, 542.

FOR DISTRICT ATTORNEY SECOND JUDICIAL DISTRICT

Horace G. Benson, Peoples-Independent	7,743
Arthur R. Brandt, Socialist	2,298
William E. Foley, Democrat	23,796
John W. Gillespie, Republican	19,388
Barney Haughey, Liberal	165
John Hipp, Independent-Citizen	9,361

Foley over Gillespie, 4,408.

FOR DISTRICT ATTORNEY THIRD JUDICIAL DISTRICT

COUNTIES	Joseph W. Hawley (Rep.)	Allen M. Lambricht (Dem.)
Baca	948	976
Bent	1,000	1,203
Huerfano	2,209	2,362
Las Animas	4,127	3,588
Prowers	1,941	1,688
	<hr/>	<hr/>
	10,225	9,817

Hawley over Lambricht, 408.

FOR DISTRICT ATTORNEY FOURTH JUDICIAL DISTRICT

COUNTIES	Michael W. Purcell (Dem.)	Willis L. Strachan (Rep.-Prog.)
Cheyenne	698	576
Douglas	697	580
Elbert	896	1,202
El Paso	4,810	10,245
Kit Carson	1,102	1,276
Lincoln	1,195	1,427
Teller	1,837	3,067
	<hr/>	<hr/>
	11,235	18,373

Strachan over Purcell, 7,138

ABSTRACT OF VOTES CAST AT

FOR DISTRICT ATTORNEY FIFTH JUDICIAL DISTRICT

COUNTIES	Michael F. Ryan (Rep.)	Barney L. Whatley (Dem.)
Eagle	640	840
Lake	1,793	1,827
Summit	503	473
	<hr/>	<hr/>
	2,936	3,140

Whatley over Ryan, 204.

FOR DISTRICT ATTORNEY SIXTH JUDICIAL DISTRICT

COUNTIES	Alonzo M. Emigh (Rep.)	George W. Lane (Dem.)
Archuleta	631	484
Dolores	82	195
La Plata	1,566	2,066
Montezuma	650	1,173
San Juan	333	546
	<hr/>	<hr/>
	3,262	4,464

Lane over Emigh, 1,202.

FOR DISTRICT ATTORNEY SEVENTH JUDICIAL DISTRICT

COUNTIES	John L. Stivers (Rep.)	William Weiser (Dem.)
Delta	1,906	2,092
Gunnison	775	1,422
Hinsdale	100	163
Mesa	2,008	4,519
Montrose	1,766	2,099
Ouray	467	796
San Miguel	708	1,096
	<hr/>	<hr/>
	7,730	12,187

Weiser over Stivers, 4,457

FOR DISTRICT ATTORNEY EIGHTH JUDICIAL DISTRICT

COUNTIES	Geo. W. Charette (Soc.)	Albert Dakan (Prog.)	Russell W. Fleming (Dem.)	Victor E. Keyes (Rep.)
Boulder	636	272	6,114	4,122
Jackson	10	2	240	164
Larimer	497	80	4,126	2,770
Weld	407	160	5,989	6,870
	<hr/>	<hr/>	<hr/>	<hr/>
	1,550	514	16,469	12,926

Fleming over Keyes, 3,543.

ABSTRACT OF VOTES CAST AT

FOR DISTRICT ATTORNEY NINTH JUDICIAL DISTRICT

COUNTIES	Frank Delaney (Dem.)	John L. Noonan (Rep.)
Garfield	1,944	1,567
Moffat	744	471
Pitkin	715	411
Rio Blanco	864	282
Routt	1,524	1,121
	<hr/>	<hr/>
	5,791	3,852

Delaney over Noonan, 1,939.

FOR DISTRICT ATTORNEY TENTH JUDICIAL DISTRICT

COUNTIES	Charles B. Hughes (Dem.)	Charles M. Rose (Rep.)
Crowley	1,027	947
Kiowa	817	811
Otero	3,332	2,720
Pueblo	9,741	6,584
	<hr/>	<hr/>
	14,917	11,062

Scattering, 1 Candidate. Total, 9 Votes.

Hughes over Rose, 3,855.

FOR DISTRICT ATTORNEY ELEVENTH JUDICIAL DISTRICT

COUNTIES	Gilbert A. Walker (Rep.)	T. Lee Witcher (Dem.)
Chaffee	1,228	1,955
Custer	370	549
Fremont	2,370	2,907
Park	441	545
	4,409	5,956

Witcher over Walker, 1,547.

FOR DISTRICT ATTORNEY TWELFTH JUDICIAL DISTRICT

COUNTIES	John I. Palmer (Rep.)	James P. Veerkamp (Dem.)
Alamosa	959	705
Conejos	1,301	835
Costilla	671	865
Mineral	203	220
Rio Grande	946	1,415
Saguache	774	791
	4,854	4,831

Scattering, 1 Candidate. Total, 1 Vote.

Palmer over Veerkamp, 23.


ABSTRACT OF VOTES CAST AT

FOR DISTRICT ATTORNEY THIRTEENTH JUDICIAL DISTRICT

COUNTIES	Irving Van Bradt (Dem.)	Robert M. Work (Rep.)
Logan	1,629	2,235
Morgan	1,670	2,085
Phillips	569	709
Sedgwick	387	615
Washington	1,129	1,203
Yuma	1,688	1,943
	<hr/>	<hr/>
	7,072	8,790

Scattering, 2 Candidates. Total, 5 Votes.

Work over Van Bradt, 1,718.



**FOR
PROPOSED CONSTITUTIONAL AMENDMENTS, INITIATED AND
REFERRED MEASURES**

**1. HOUSE BILL NO. 178, AN ACT RELATING TO THE PRACTICE OF
MEDICINE IN THE STATE OF COLORADO**

COUNTIES	Yes	No
Adams	980	934
Alamosa	583	403
Arapahoe	1,305	1,294
Archuleta	350	265
Baca	598	481
Bent	633	717
Boulder	5,274	2,679
Chaffee	320	1,414
Cheyenne	514	408
Clear Creek	492	524
Conejos	228	895
Costilla	273	205
Crowley	901	300
Custer	238	197
Delta	1,288	1,563
Denver	25,358	23,615
Dolores	102	72
Douglas	391	450
Eagle	429	403
Elbert	572	534
El Paso	7,237	3,838
Fremont	2,399	1,525
Garfield	911	1,202
Gilpin	215	343
Grand	291	244
Gunnison	740	759
Hinsdale	53	107
Huerfano	1,321	861
Jackson	130	134
Jefferson	1,621	1,850
Kiowa	571	402
Kit Carson	775	733
Lake	911	1,006
La Plata	860	1,706
Larimer	3,003	2,254
Las Animas	2,597	1,438

FOR
PROPOSED CONSTITUTIONAL AMENDMENTS, INITIATED AND
REFERRED MEASURES—Continued

1. HOUSE BILL NO. 178, AN ACT RELATING TO THE PRACTICE OF
MEDICINE IN THE STATE OF COLORADO—Continued

COUNTIES	Yes	No
Lincoln	929	540
Logan	1,652	758
Mesa	2,423	1,936
Mineral	133	138
Moffat	429	347
Montezuma	423	629
Montrose	1,256	1,180
Morgan	1,524	872
Otero	2,504	1,853
Ouray	320	477
Park	362	230
Phillips	310	318
Pitkin	359	311
Prowers	1,351	832
Pueblo	4,703	6,940
Rio Blanco	330	320
Rio Grande	674	728
Routt	875	694
Saguache	499	531
San Juan	214	274
San Miguel	457	578
Sedgwick	306	122
Summit	217	346
Teller	2,205	1,405
Washington	970	461
Weld	5,235	2,748
Yuma	1,255	994
	96,879	82,317

Majority for, 14,562.

ABSTRACT OF VOTES CAST AT

**FOR
PROPOSED CONSTITUTIONAL AMENDMENTS, INITIATED AND
REFERRED MEASURES—Continued**

**2. FOR A CONSTITUTIONAL AMENDMENT TO APPLY THE MERIT
SYSTEM TO APPOINTMENTS IN THE CIVIL SERVICE OF
THE STATE OF COLORADO**

COUNTIES	Yes	No
Adams	833	784
Alamosa	440	389
Arapahoe	1,059	1,202
Archuleta	216	264
Baca	551	410
Bent	567	693
Boulder	2,538	3,858
Chaffee	640	1,463
Cheyenne	478	265
Clear Creek	326	591
Conejos	225	884
Costilla	261	181
Crowley	610	420
Custer	168	209
Delta	952	1,641
Denver	14,059	31,445
Dolores	92	40
Douglas	246	561
Eagle	326	350
Elbert	495	562
El Paso	2,945	6,857
Fremont	1,057	2,201
Garfield	759	1,172
Gilpin	208	264
Grand	271	213
Gunnison	443	868
Hinsdale	39	127
Huerfano	670	982
Jackson	105	129
Jefferson	1,165	1,688
Kiowa	567	364
Kit Carson	751	592
Lake	699	1,080
La Plata	762	1,225
Larimer	1,544	2,974

**FOR
PROPOSED CONSTITUTIONAL AMENDMENTS, INITIATED AND
REFERRED MEASURES—Continued**

**2. FOR A CONSTITUTIONAL AMENDMENT TO APPLY THE MERIT
SYSTEM TO APPOINTMENTS IN THE CIVIL SERVICE OF
THE STATE OF COLORADO—Continued**

COUNTIES	Yes	No
Las Animas	1,558	2,394
Lincoln	923	479
Logan	1,345	646
Mesa	1,845	1,675
Mineral	92	160
Moffat	349	368
Montezuma	553	382
Montrose	905	1,250
Morgan	1,161	856
Otero	1,672	1,818
Ouray	289	387
Park	205	273
Phillips	294	247
Pitkin	309	356
Prowers	1,113	911
Pueblo	2,793	8,105
Rio Blanco	249	306
Rio Grande	615	586
Routt	710	728
Saguache	293	595
San Juan	241	205
San Miguel	413	605
Sedgwick	252	114
Summit	196	302
Teller	1,496	1,660
Washington	833	196
Weld	3,687	3,152
Yuma	1,000	857
	62,458	96,561

Majority against, 34,103.

**FOR
PROPOSED CONSTITUTIONAL AMENDMENTS, INITIATED AND
REFERRED MEASURES—Continued**

3. MANUFACTURE AND SALE OF BEER

COUNTIES	Yes	No
Adams	1,095	1,600
Alamosa	329	1,001
Arapahoe	1,061	2,300
Archuleta	238	573
Baca	470	1,356
Bent	332	1,761
Boulder	2,828	7,069
Chaffee	831	2,099
Cheyenne	311	971
Clear Creek	558	927
Conejos	264	1,402
Costilla	341	562
Crowley	403	1,303
Custer	334	435
Delta	697	3,280
Denver	23,112	34,195
Dolores	102	136
Douglas	390	782
Eagle	438	781
Elbert	592	1,159
El Paso	3,334	10,551
Fremont	1,331	3,799
Garfield	854	2,261
Gilpin	433	495
Grand	340	374
Gunnison	753	1,265
Hinsdale	66	157
Huerfano	1,331	1,958
Jackson	115	261
Jefferson	1,802	2,881
Kiowa	356	1,099
Kit Carson	587	1,585
Lake	1,680	1,492
La Plata	685	2,265
Larimer	1,316	5,435
Las Animas	3,327	3,105

**FOR
PROPOSED CONSTITUTIONAL AMENDMENTS, INITIATED AND
REFERRED MEASURES—Continued**

3. MANUFACTURE AND SALE OF BEER—Continued

COUNTIES	Yes	No
Lincoln	632	1,783
Logan	867	2,766
Mesa	1,447	4,951
Mineral	106	249
Moffat	247	865
Montezuma	280	1,292
Montrose	768	2,725
Morgan	885	2,558
Otero	1,335	4,776
Ouray	286	828
Park	349	440
Phillips	292	862
Pitkin	406	624
Prowers	690	2,819
Pueblo	5,949	9,777
Rio Blanco	316	606
Rio Grande	442	1,742
Routt	766	1,703
Saguache	310	1,080
San Juan	322	406
San Miguel	555	955
Sedgwick	261	649
Summit	284	477
Teller	1,844	2,772
Washington	721	1,452
Weld	2,951	8,779
Yuma	998	2,523
	77,345	163,134

Majority against, 85,789.

**FOR
PROPOSED CONSTITUTIONAL AMENDMENTS, INITIATED AND
REFERRED MEASURES—Continued**

**4. FOR AN ACT PROVIDING HUMANE CARE AND TREATMENT FOR
ALL THE INSANE**

COUNTIES	Yes	No
Adams	2,088	281
Alamosa	860	207
Arapahoe	2,753	279
Archuleta	496	196
Baca	1,209	280
Bent	1,281	499
Boulder	5,823	2,274
Chaffee	1,777	795
Cheyenne	971	114
Clear Creek	1,013	172
Conejos	564	920
Costilla	475	125
Crowley	1,224	171
Custer	446	117
Delta	2,414	994
Denver	48,367	4,622
Dolores	191	13
Douglas	751	308
Eagle	865	161
Elbert	1,232	254
El Paso	7,936	3,767
Fremont	2,430	1,600
Garfield	1,887	662
Gilpin	608	80
Grand	548	95
Gunnison	1,141	553
Hinsdale	148	51
Huerfano	1,438	692
Jackson	305	50
Jefferson	3,461	507
Kiowa	1,103	173
Kit Carson	1,485	333
Lake	1,915	425
La Plata	1,907	726
Larimer	3,954	1,845
Las Animas	3,645	998

FOR
PROPOSED CONSTITUTIONAL AMENDMENTS, INITIATED AND
REFERRED MEASURES—Continued

4. FOR AN ACT PROVIDING HUMANE CARE AND TREATMENT FOR
ALL THE INSANE—Continued

COUNTIES	Yes	No
Lincoln	1,741	158
Logan	2,728	209
Mesa	4,652	687
Mineral	270	53
Moffat	703	241
Montezuma	1,186	183
Montrose	2,210	790
Morgan	2,604	284
Otero	3,855	1,015
Ouray	757	210
Park	545	127
Phillips	739	123
Pitkin	817	75
Prowers	2,388	450
Pueblo	6,975	5,251
Rio Blanco	609	198
Rio Grande	1,575	229
Routt	1,608	418
Saguache	768	425
San Juan	333	71
San Miguel	1,017	286
Sedgwick	579	48
Summit	520	199
Teller	3,722	405
Washington	1,662	157
Weld	8,639	1,356
Yuma	2,307	428
	164,220	39,415

Majority for, 124,805

**FOR
PROPOSED CONSTITUTIONAL AMENDMENTS, INITIATED AND
REFERRED MEASURES—Continued**

**5. FOR AN ACT TO ABOLISH THE COLORADO TAX COMMISSION AND
TRANSFERRING ITS POWERS AND DUTIES TO THE STATE
BOARD OF EQUALIZATION**

COUNTIES	Yes	No
Adams	884	765
Alamosa	598	311
Arapahoe	1,205	1,122
Archuleta	252	257
Baca	755	358
Bent	598	689
Boulder	2,227	4,491
Chaffee	614	1,494
Cheyenne	570	267
Clear Creek	360	518
Conejos	368	831
Costilla	501	209
Crowley	659	385
Custer	304	163
Delta	1,157	1,557
Denver	22,110	22,589
Dolores	95	44
Douglas	450	417
Eagle	388	332
Elbert	739	487
El Paso	3,405	5,754
Fremont	1,012	2,254
Garfield	894	1,192
Gilpin	197	294
Grand	357	189
Gunnison	542	858
Hinsdale	100	84
Huerfano	760	895
Jackson	130	168
Jefferson	1,496	1,482
Kiowa	637	377
Kit Carson	998	557
Lake	861	871
La Plata	780	1,240
Larimer	1,674	3,089

**FOR
PROPOSED CONSTITUTIONAL AMENDMENTS, INITIATED AND
REFERRED MEASURES—Continued**

**5. FOR AN ACT TO ABOLISH THE COLORADO TAX COMMISSION AND
TRANSFERRING ITS POWERS AND DUTIES TO THE STATE
STATE BOARD OF EQUALIZATION—Continued**

COUNTIES	Yes	No
Las Animas	1,801	1,880
Lincoln	1,065	451
Logan	1,473	668
Mesa	1,740	2,258
Mineral	109	150
Moffat	382	418
Montezuma	704	357
Montrose	1,050	1,345
Morgan	1,582	677
Otero	1,712	1,995
Ouray	341	376
Park	257	325
Phillips	412	199
Pitkin	314	442
Prowers	1,278	892
Pueblo	3,501	6,794
Rio Blanco	385	277
Rio Grande	904	493
Routt	746	724
Saguache	347	612
San Juan	215	223
San Miguel	427	655
Sedgwick	288	114
Summit	190	351
Teller	1,873	1,160
Washington	1,050	375
Weld	6,142	2,515
Yuma	1,397	695
	80,362	84,011

Majority against, 3,649

FOR
PROPOSED CONSTITUTIONAL AMENDMENTS, INITIATED AND
REFERRED MEASURES—Continued

6. AN ACT IN RELATION TO THE RUNNING OF STOCK AT LARGE

COUNTIES	Yes	No
Adams	1,330	1,448
Alamosa	508	877
Arapahoe	1,561	1,771
Archuleta	184	836
Baca	1,046	1,168
Bent	698	1,513
Boulder	2,853	6,293
Chaffee	452	2,676
Cheyenne	391	999
Clear Creek	558	825
Conejos	348	1,774
Costilla	317	985
Crowley	956	762
Custer	177	749
Delta	1,313	2,828
Denver	20,866	32,724
Dolores	104	152
Douglas	246	977
Eagle	327	1,044
Elbert	738	1,245
El Paso	4,459	9,233
Fremont	1,150	4,122
Garfield	894	2,396
Gilpin	283	416
Grand	122	787
Gunnison	546	1,618
Hinsdale	66	184
Huerfano	850	2,351
Jackson	60	430
Jefferson	1,795	2,784
Kiowa	914	772
Kit Carson	852	1,771
Lake	722	2,211
La Plata	904	2,266
Larimer	2,242	4,325
Las Animas	1,824	4,461

**FOR
PROPOSED CONSTITUTIONAL AMENDMENTS, INITIATED AND
REFERRED MEASURES—Continued**

**6. AN ACT IN RELATION TO THE RUNNING OF STOCK AT LARGE—
Continued**

COUNTIES	Yes	No
Lincoln	1,331	1,331
Logan	1,922	1,718
Mesa	2,932	3,524
Mineral	82	275
Moffat	360	855
Montezuma	601	1,166
Montrose	1,349	2,454
Morgan	1,838	1,624
Otero	2,001	3,763
Ouray	354	784
Park	173	765
Phillips	384	838
Pitkin	309	723
Prowers	1,515	2,258
Pueblo	4,624	9,891
Rio Blanco	190	947
Rio Grande	637	1,651
Routt	914	1,662
Saguache	334	1,355
San Juan	316	144
San Miguel	453	1,079
Sedgwick	315	594
Summit	179	649
Teller	1,217	3,480
Washington	1,388	1,310
Weld	5,290	6,522
Yuma	1,615	1,999
	85,279	155,134

Majority against, 69,855.

**FOR
PROPOSED CONSTITUTIONAL AMENDMENTS, INITIATED AND
REFERRED MEASURES—Continued**

**7. AN ACT IN RELATION TO THE INVESTMENT OF THE PUBLIC
SCHOOL FUNDS**

COUNTIES	Yes	No
Adams	1,490	437
Alamosa	635	259
Arapahoe	1,800	605
Archuleta	331	251
Baca	1,014	323
Bent	835	651
Boulder	3,310	3,220
Chaffee	830	1,290
Cheyenne	773	223
Clear Creek	523	377
Conejos	467	885
Costilla	474	148
Crowley	848	303
Custer	269	224
Delta	1,694	1,283
Denver	25,574	15,356
Dolores	132	36
Douglas	454	366
Eagle	578	282
Elbert	938	441
El Paso	4,831	4,936
Fremont	1,542	1,947
Garfield	1,233	966
Gilpin	281	194
Grand	368	184
Gunnison	687	794
Hinsdale	86	86
Huerfano	1,018	846
Jackson	163	121
Jefferson	1,921	1,167
Kiowa	963	271
Kit Carson	1,255	561
Lake	1,022	772
La Plata	1,297	932
Larimer	2,273	2,524
Las Animas	2,432	1,584

**FOR
PROPOSED CONSTITUTIONAL AMENDMENTS, INITIATED AND
REFERRED MEASURES—Continued**

**7. AN ACT IN RELATION TO THE INVESTMENT OF THE PUBLIC
SCHOOL FUNDS—Continued**

COUNTIES	Yes	No
Lincoln	1,537	308
Logan	2,238	357
Mesa	3,109	1,189
Mineral	163	86
Moffat	596	288
Montezuma	946	288
Montrose	1,395	1,057
Morgan	1,967	520
Otero	2,212	1,680
Ouray	441	342
Park	310	255
Phillips	528	191
Pitkin	573	193
Prowers	1,575	809
Pueblo	4,602	6,013
Rio Blanco	367	356
Rio Grande	1,163	336
Routt	1,167	604
Saguache	508	543
San Juan	316	144
San Miguel	693	420
Sedgwick	384	117
Summit	236	386
Teller	1,831	1,404
Washington	1,727	275
Weld	6,017	2,451
Yuma	2,014	601
	102,956	66,058

Majority for, 36,898.

**FOR
PROPOSED CONSTITUTIONAL AMENDMENTS, INITIATED AND
REFERRED MEASURES—Continued**

HOLDING OF A CONSTITUTIONAL CONVENTION

COUNTIES	Yes	No
Adams	656	639
Alamosa	273	256
Arapahoe	776	963
Archuleta	177	190
Baca	463	377
Bent	383	468
Boulder	2,026	2,914
Chaffee	396	1,171
Cheyenne	376	233
Clear Creek	333	381
Conejos	267	413
Costilla	195	150
Crowley	303	472
Custer	142	120
Delta	949	874
Denver	15,079	23,420
Dolores	60	34
Douglas	201	344
Eagle	271	307
Elbert	377	430
El Paso	4,131	3,803
Fremont	1,079	1,483
Garfield	542	901
Gilpin	136	185
Grand	162	141
Gunnison	306	573
Hinsdale	42	81
Huerfano	464	380
Jackson	78	85
Jefferson	905	1,364
Kiowa	290	253
Kit Carson	543	462
Lake	585	583
La Plata	636	840
Larimer	1,125	2,539
Las Animas	1,194	1,192

**FOR
PROPOSED CONSTITUTIONAL AMENDMENTS, INITIATED AND
REFERRED MEASURES—Continued**

HOLDING OF A CONSTITUTIONAL CONVENTION—Continued

COUNTIES	Yes	No
Lincoln	634	447
Logan	857	744
Mesa	1,272	1,441
Mineral	83	82
Moffat	237	293
Montezuma	388	354
Montrose	654	1,214
Morgan	893	825
Otero	1,151	1,805
Ouray	280	333
Park	171	196
Phillips	236	213
Pitkin	197	322
Prowers	770	672
Pueblo	2,774	4,607
Rio Blanco	201	222
Rio Grande	485	493
Routt	506	468
Saguache	281	313
San Juan	206	176
San Miguel	318	356
Sedgwick	170	131
Summit	262	208
Teller	1,163	1,186
Washington	505	297
Weld	1,908	2,516
Yuma	1,007	644
	53,530	69,579

Majority against, 16,049.

