

STATE OF COLORADO

# Abstract of Votes Cast

AT THE

## Primary Election

Held on the Twelfth Day of September,  
A. D. 1916

AND AT THE

## General Election

Held on the Seventh Day of November,  
A. D. 1916

FOR

Presidential Electors, Congressmen, and State,  
Legislative and District Officers

ALSO THE

Proposed Constitutional Amendments  
Initiated and Referred Bills

COMPILED FROM OFFICIAL RETURNS

BY

JAMES R. NOLAND  
Secretary of State

1916



DENVER, COLORADO  
THE C. F. HOECKEL BLANK BOOK AND LITHOGRAPHING CO.  
1916

ABSTRACT OF VOTES CAST AT  
FOR LIEUTENANT GOVERNOR

COUNTIES	Moses E. Lewis (Rep.)	Harry W. Mahlenbrock (Lib.)	James A. Fulliam (Dem.)	Chas. Rush (Soc.)
Adams .....	1,260	22-	1,586	168
Alamosa .....	612	5	933	82
Arapahoe .....	1,741	25	2,022	184
Archuleta .....	462	20	621	31
Baca .....	894	11	885	263
Bent .....	1,060	8	1,058	62
Boulder .....	4,706	33	5,601	678
Chaffee .....	1,048	21	1,798	249
Cheyenne .....	629	14	592	96
Clear Creek .....	556	15	996	53
Conejos .....	1,026	22	863	21
Costilla .....	647	12	926	41
Crowley .....	922	14	941	68
Custer .....	390	9	445	40
Delta .....	1,978	14	1,966	403
Denver .....	25,760	791	33,650	2,869
Dolores .....	42	4	218	43
Douglas .....	618	4	613	30
Eagle .....	457	12	792	185
Elbert .....	1,009	14	923	117
El Paso .....	7,925	67	6,498	805
Fremont .....	2,740	11	2,335	304
Garfield .....	1,349	12	1,329	235
Gilpin .....	429	6	550	25
Grand .....	407	4	499	26
Gunnison .....	822	11	1,274	161
Hinsdale .....	109	4	141	27
Huerfano .....	2,151	18	2,284	38
Jackson .....	186	1	238	.....
Jefferson .....	2,395	58	2,493	212

## FOR LIEUTENANT GOVERNOR—Continued


COUNTIES	Moses E. Lewis (Rep.)	Harry W. Mahlenbrock (Lib.)	James A. Pulliam (Dem.)	Chas. Rush (Soc.)
Kiowa .....	794	2	687	63
Kit Carson .....	1,239	16	1,007	181
Lake .....	1,267	14	2,019	299
La Plata .....	819	20	2,560	190
Larimer .....	3,490	32	3,485	519
Las Animas .....	3,792	97	3,899	216
Lincoln .....	1,353	13	1,195	129
Logan .....	1,734	16	2,012	179
Mesa .....	2,788	37	3,092	796
Mineral .....	149	1	240	45
Moffat .....	581	12	567	43
Montezuma .....	482	7	1,278	87
Montrose .....	1,677	14	1,879	314
Morgan .....	1,874	15	1,669	164
Otero .....	2,964	18	3,243	193
Ouray .....	473	10	777	92
Park .....	412	3	531	37
Phillips .....	653	12	522	86
Pitkin .....	333	6	678	123
Prowers .....	1,890	21	1,557	249
Pueblo .....	6,914	68	8,108	1,149
Rio Blanco .....	495	7	575	27
Rio Grande .....	1,092	12	1,272	61
Routt .....	1,031	9	1,444	145
Saguache .....	775	13	905	59
San Juan .....	258	.....	568	84
San Miguel .....	669	6	1,027	85
Sedgwick .....	548	5	381	77
Summit .....	298	3	605	50
Teller .....	2,082	33	2,769	335

## ABSTRACT OF VOTES CAST AT

## FOR LIEUTENANT GOVERNOR—Continued

COUNTY	Moses E. Lewis (Rep.)	Harry W. Mahlenbrock (Lib.)	James A. Pulliam (Dem.)	Chas. Rush (Soc.)
Washington .....	1,203	10	1,190	150
Weld .....	6,552	44	6,372	484
Yuma .....	1,760	19	1,667	292
	<hr/>	<hr/>	<hr/>	<hr/>
	116,771	1,857	134,850	14,519

Pulliam over Lewis, 18,079



## ABSTRACT OF VOTES CAST AT

## FOR SECRETARY OF STATE

COUNTIES	William L. Henderson (Prog.)	James R. Noland (Dem.)	John E. Barner (Rep.-Prob.)	Charles Williams (Lib.)	Lizabeth A. Williams (Soc.)
Adams .....	40	1,521	1,287	14	158
Alamosa .....	14	886	651	9	75
Arapahoe .....	47	1,914	1,761	13	197
Archuleta .....	17	601	460	13	31
Baca .....	17	894	831	10	224
Bent .....	29	989	1,043	5	60
Boulder .....	119	5,099	5,002	55	653
Chaffee .....	34	1,895	1,026	8	135
Cheyenne .....	31	576	613	13	100
Clear Creek .....	16	987	561	7	47
Conejos .....	33	853	964	10	22
Costilla .....	11	911	660	10	26
Crowley .....	28	933	926	6	64
Custer .....	10	450	348	2	41
Delta .....	47	1,591	2,414	16	371
Denver .....	930	30,841	28,465	498	2,516
Dolores .....	2	207	44	3	45
Douglas .....	20	604	614	8	20
Eagle .....	22	837	508	13	70
Elbert .....	48	923	970	8	111
El Paso .....	313	6,140	7,846	33	790
Fremont .....	66	2,471	2,568	25	320
Garfield .....	52	1,870	1,325	27	194
Gilpin .....	11	524	427	5	43
Grand .....	11	496	403	6	21
Gunnison .....	29	1,324	770	12	155
Hinsdale .....	2	140	111	1	30
Huerfano .....	35	2,314	2,088	22	13
Jackson .....	6	201	250	2	10
Jefferson .....	64	2,443	2,348	33	176

## FOR SECRETARY OF STATE—Continued

COUNTIES	William L. Henderson (Prog.)	James R. Noland (Dem.)	John E. Ramer (Rep.-Proh.)	Charles Williams (Lib.)	Lizabeth A. Williams (Soc.)
Kiowa .....	19	718	790	3	120
Kit Carson .....	58	1,052	1,181	17	165
Lake .....	73	1,917	1,321	18	265
La Plata .....	58	2,143	1,044	12	197
Larimer .....	100	2,798	4,223	38	470
Las Animas .....	89	3,990	3,384	60	291
Lincoln .....	45	1,184	1,335	11	133
Logan .....	149	1,879	1,751	25	165
Mesa .....	129	2,988	2,913	21	768
Mineral .....	2	231	151	.....	48
Moffat .....	17	595	549	6	47
Montezuma .....	24	1,187	504	9	92
Montrose .....	47	1,860	1,680	13	304
Morgan .....	61	1,561	1,892	19	157
Otero .....	47	3,223	2,916	14	215
Ouray .....	14	742	481	8	88
Park .....	4	510	407	8	28
Phillips .....	22	515	625	3	88
Pitkin .....	14	700	332	3	124
Prowers .....	86	1,545	1,803	28	232
Pueblo .....	164	7,761	7,311	78	1,086
Rio Blanco .....	7	594	456	7	21
Rio Grande .....	19	1,218	1,106	10	57
Routt .....	47	1,470	1,011	12	156
Saguache .....	16	937	716	9	60
San Juan .....	10	525	252	8	80
San Miguel .....	34	1,012	648	9	88
Sedgwick .....	22	380	531	7	67
Summit .....	17	584	292	2	46
Teller .....	74	2,779	1,999	28	360

## ABSTRACT OF VOTES CAST AT


## FOR SECRETARY OF STATE—Continued

COUNTIES	William L. Henderson (Prog.)	James R. Noland (Dem.)	John E. Ramer (Rep.-Proh.)	Charles Williams (Lib.)	Lizabeth A. Williams (Soc.)
Washington .....	85	1,159	1,141	7	140
Weld .....	179	6,060	6,632	40	553
Yuma .....	56	1,693	1,694	18	277
	<hr/>	<hr/>	<hr/>	<hr/>	<hr/>
	3,882	128,955	120,355	1,438	13,706

Scattering, 1 Candidate. Total, 1 Vote.

Noland over Ramer, 8,600.





## ABSTRACT OF VOTES CAST AT

## FOR AUDITOR OF STATE

COUNTIES	Henry C. Ehrman (Lib.)	Charles H. Leckenby (Dem.)	J. H. Mayfield (Soc.)	G. F. Stevens (Proh.-Prog.)	Olie Thorson (Rep.)
Adams .....	21	1,533	173	125	1,105
Alamosa .....	7	934	85	85	508
Arapahoe .....	38	1,946	198	177	1,563
Archuleta .....	3	583	30	43	434
Baca .....	6	879	275	98	757
Bent .....	5	1,015	68	156	894
Boulder .....	24	5,340	705	712	4,111
Chaffee .....	16	1,875	142	114	950
Cheyenne .....	10	574	107	96	528
Clear Creek .....	13	1,030	50	58	464
Conejos .....	9	852	24	75	871
Costilla .....	3	925	40	47	613
Crowley .....	9	917	73	101	824
Custer .....	9	467	38	24	328
Delta .....	9	1,910	401	348	1,613
Denver .....	704	33,127	2,930	3,311	21,462
Dolores .....	2	208	42	3	40
Douglas .....	8	633	29	47	576
Eagle .....	4	769	70	51	566
Elbert .....	16	914	115	109	898
El Paso .....	45	6,051	816	1,107	7,033
Fremont .....	14	2,558	327	427	2,071
Garfield .....	6	1,659	208	107	1,630
Gilpin .....	8	522	35	39	363
Grand .....	2	524	21	43	354
Gunnison .....	9	1,292	167	95	715
Hinsdale .....	...	148	28	6	105
Huerfano .....	7	2,340	43	79	2,065
Jackson .....	1	273	10	10	135
Jefferson .....	11	2,464	199	237	2,138

## FOR AUDITOR OF STATE—Continued

COUNTIES	Henry C. Ehrman (Lib.)	Charles H. Leckenby (Dem.)	J. H. Mayfield (Soc.)	G. F. Stevens (Proh-Prog.)	Olie Thorson (Rep.)
Kiowa .....	2	719	123	92	709
Kit Carson .....	11	1,038	179	155	1,057
Lake .....	8	1,842	255	127	1,367
La Plata .....	22	2,167	199	125	953
Larimer .....	26	3,266	553	452	3,130
Las Animas .....	44	3,816	234	345	3,289
Lincoln .....	12	1,192	134	180	1,146
Logan .....	12	1,924	177	260	1,542
Mesa .....	16	2,984	745	583	2,389
Mineral .....	1	243	49	13	124
Moffat .....	6	625	38	38	509
Montezuma .....	2	1,265	89	79	383
Montrose .....	13	1,964	311	216	1,383
Morgan .....	10	1,592	156	205	1,695
Otero .....	14	3,241	220	319	2,578
Ouray .....	5	756	91	63	413
Park .....	0	501	36	38	308
Phillips .....	5	505	88	75	574
Pitkin .....	4	744	118	23	294
Prowers .....	17	1,584	257	299	1,500
Pueblo .....	55	8,823	1,225	728	5,624
Rio Blanco .....	2	593	18	41	433
Rio Grande .....	10	1,252	58	121	951
Routt .....	10	1,901	136	74	658
Saguache .....	14	932	59	64	659
San Juan .....	6	500	80	26	279
San Miguel .....	5	1,014	84	59	629
Sedgwick .....	4	368	71	65	490
Summit .....	5	588	54	47	256
Teller .....	16	2,748	380	217	1,794


## ABSTRACT OF VOTES CAST AT

## FOR AUDITOR OF STATE—Continued

COUNTIES	Henry C. Ehrman (Lib.)	Charles H. Leckenby (Dem.)	J. H. Mayfield (Soc.)	G. F. Stevens (Profr-Prog.)	Olie Thorson (Rep.)
Washington .....	22	1,185	147	168	977
Weld .....	98	6,173	470	1,160	5,808
Yuma .....	14	1,655	298	229	1,484
Total .....	1,510	133,962	14,585	14,616	101,099

Scattering, 1 Candidate. Total, 1 Vote.

Leckenby over Thorson, 32,863.



## ABSTRACT OF VOTES CAST AT

## FOR STATE TREASURER

COUNTIES	Cyrillus B. Ayres (Lib.)	Robert H. Higgins (Dem.)	Harry E. Mulnix (Rep.)	Alfred Pomeroy (Soc.)
Adams .....	19	1,535	1,273	147
Alamosa .....	2	872	659	86
Arapahoe .....	13	1,844	1,866	187
Archuleta .....	10	583	460	29
Baca .....	5	927	822	272
Bent .....	6	1,063	1,007	64
Boulder .....	32	5,256	4,876	738
Chaffee .....	13	1,823	1,152	133
Cheyenne .....	7	584	630	91
Clear Creek .....	2	964	580	56
Conejos .....	17	823	994	23
Costilla .....	7	952	631	37
Crowley .....	8	956	911	73
Custer .....	...	463	350	43
Delta .....	10	1,901	1,994	399
Denver .....	571	26,650	32,279	3,166
Dolores .....	2	189	57	46
Douglas .....	4	583	694	28
Eagle .....	7	735	618	80
Elbert .....	6	908	1,023	114
El Paso .....	42	6,135	7,869	822
Fremont .....	12	2,425	2,682	330
Garfield .....	13	1,793	1,472	211
Gilpin .....	4	484	474	33
Grand .....	2	457	461	23
Gunnison .....	6	1,265	832	154
Hinsdale .....	...	143	111	28
Huerfano .....	14	2,430	2,201	33
Jackson .....	1	222	186	8
Jefferson .....	15	2,363	2,461	192

## FOR STATE TREASURER—Continued

COUNTIES	Cyrillus B. Ayres (Lib.)	Robert H. Higgins (Dem.)	Harry E. Mulnix (Rep.)	Alfred Pomeroy (Soc.)
Kiowa .....	3	741	783	125
Kit Carson .....	11	1,053	1,028	174
Lake .....	13	1,587	1,642	345
La Plata .....	30	2,068	1,105	216
Larimer .....	25	3,177	3,682	514
Las Animas .....	37	3,630	3,958	208
Lincoln .....	9	1,203	1,342	128
Logan .....	19	1,912	1,753	191
Mesa .....	32	2,999	2,920	774
Mineral .....	...	218	160	47
Moffat .....	2	584	559	40
Montezuma .....	3	1,139	542	95
Montrose .....	12	1,998	1,549	321
Morgan .....	11	1,591	1,910	156
Otero .....	22	3,266	2,880	214
Ouray .....	6	715	509	91
Park .....	...	491	435	36
Phillips .....	7	526	622	88
Pitkin .....	5	646	409	121
Prowers .....	12	1,677	1,718	254
Pueblo .....	31	9,269	6,266	1,060
Rio Blanco .....	2	572	490	16
Rio Grande .....	14	1,203	1,096	62
Routt .....	12	1,440	1,068	158
Saguache .....	6	898	754	56
San Juan .....	4	466	337	78
San Miguel .....	2	963	771	89
Sedgwick .....	4	391	528	71
Summit .....	1	588	299	44
Teller .....	11	2,607	2,166	354

## ABSTRACT OF VOTES CAST AT


## FOR STATE TREASURER—Continued

COUNTIES	Cyrillus B. Ayres (Lib.)	Robert H. Higgins (Dem.)	Harry E. Mulnix (Rep.)	Alfred Pomeroy (Soc.)
Washington .....	19	1,160	1,204	147
Weld .....	43	6,219	6,553	463
Yuma .....	12	1,703	1,667	286
	<hr/>	<hr/>	<hr/>	<hr/>
	1,270	126,033	124,330	14,668

Scattering, 2 Candidates. Total 2.

Higgins over Mulnix, 1,703.





## FOR ATTORNEY GENERAL

COUNTIES	W. P. Collins (Soc.)	Leslie E. Hubbard (Dem.)	William C. Robinson (Rep.-Proh.)
Adams .....	160	1,579	1,131
Alamosa .....	90	922	569
Arapahoe .....	186	1,924	1,687
Archuleta .....	37	657	430
Baca .....	264	895	830
Bent .....	68	1,038	889
Boulder .....	763	5,455	4,565
Chaffee .....	138	1,828	1,043
Cheyenne .....	107	567	634
Clear Creek .....	52	974	512
Conejos .....	37	881	898
Costilla .....	36	921	624
Crowley .....	77	939	896
Custer .....	45	468	327
Delta .....	407	1,878	1,978
Denver .....	3,086	32,426	26,735
Dolores .....	46	202	47
Douglas .....	28	625	614
Eagle .....	71	851	488
Elbert .....	110	921	981
El Paso .....	804	5,831	8,237
Fremont .....	342	2,525	2,415
Garfield .....	212	1,946	1,278
Gilpin .....	35	510	390
Grand .....	29	489	396
Gunnison .....	174	1,311	731
Hinsdale .....	28	149	105
Huerfano .....	46	2,439	2,141
Jackson .....	10	236	190
Jefferson .....	199	2,480	2,252

## FOR ATTORNEY GENERAL—Continued

COUNTIES	W. P. Collins (Soc.)	Leslie E. Hubbard (Dem.)	William C. Robinson (Rep.-Proh.)
Kiowa .....	141	731	741
Kit Carson .....	190	1,084	1,140
Lake .....	288	1,936	1,207
La Plata .....	210	2,141	1,082
Larimer .....	574	3,254	3,449
Las Animas .....	250	3,986	3,256
Lincoln .....	132	1,209	1,333
Logan .....	188	1,945	1,710
Mesa .....	775	3,039	2,800
Mineral .....	53	236	134
Moffat .....	42	623	517
Montzeuma .....	98	1,183	490
Montrose .....	300	1,889	1,507
Morgan .....	175	1,618	1,831
Otero .....	219	3,233	2,841
Ouray .....	108	760	444
Park .....	32	509	385
Phillips .....	87	514	628
Pitkin .....	124	719	300
Prowers .....	259	1,571	1,754
Pueblo .....	1,338	8,107	6,881
Rio Blanco .....	23	586	459
Rio Grande .....	63	1,231	1,097
Routt .....	176	1,480	976
Saguache .....	66	926	693
San Juan .....	89	526	262
San Miguel .....	93	1,036	635
Sedgwick .....	75	389	514
Summit .....	56	598	273
Teller .....	377	2,779	1,852


## ABSTRACT OF VOTES CAST AT

## FOR ATTORNEY GENERAL—Continued

COUNTIES	W. F. Collins (Soc.)	Leslie E. Hubbard (Dem.)	William C. Robinson (Rep.-Proh.)
Washington .....	167	1,215	1,072
Weld .....	503	6,116	6,385
Yuma .....	283	1,678	1,648
	<hr/>	<hr/>	<hr/>
	15,241	132,714	114,309

Scattering, 1 Candidate. Total, 1 Vote.

Hubbard over Robinson, 18,405.



## FOR SUPERINTENDENT OF PUBLIC INSTRUCTION

COUNTIES	Mary E. Hotz Blakeley (Soc.)	Mary C. C. Bradford (Dem.)	Helen M. Wixson (Rep.-Proh.)
Adams .....	158	1,720	1,117
Alamosa .....	84	979	545
Arapahoe .....	187	2,067	1,614
Archuleta .....	34	626	440
Baca .....	270	923	850
Bent .....	65	1,112	953
Boulder .....	888	5,886	4,427
Chaffee .....	128	1,996	967
Cheyenne .....	96	610	624
Clear Creek .....	61	1,037	496
Conejos .....	24	941	874
Costilla .....	41	913	630
Crowley .....	78	916	908
Custer .....	49	470	335
Delta .....	380	1,988	1,941
Denver .....	3,350	36,865	22,541
Dolores .....	49	209	42
Douglas .....	33	661	583
Eagle .....	74	904	465
Elbert .....	122	959	952
El Paso .....	829	6,503	7,535
Fremont .....	337	2,645	2,287
Garfield .....	209	2,028	1,248
Gilpin .....	39	563	377
Gunnison .....	170	1,349	731
Grand .....	24	525	427
Hinsdale .....	29	146	99
Huerfano .....	42	2,357	2,123
Jackson .....	8	256	178
Jefferson .....	222	2,709	2,077

## FOR SUPERINTENDENT OF PUBLIC INSTRUCTION—Continued

COUNTIES	Mary E. Hotz Blakeley (Soc.)	Mary C. C. Bradford (Dem.)	Helen M. Wixson (Rep.-Proh.)
Kiowa .....	126	755	761
Kit Carson .....	193	1,112	1,185
Lake .....	285	1,981	1,118
La Plata .....	218	2,099	1,121
Larimer .....	494	3,577	3,279
Las Animas .....	254	4,081	3,187
Lincoln .....	142	1,259	1,311
Logan .....	179	2,059	1,652
Mesa .....	769	3,118	2,776
Mineral .....	47	240	131
Moffat .....	42	677	484
Montezuma .....	95	1,191	523
Montrose .....	353	1,883	1,533
Morgan .....	170	1,739	1,781
Otero .....	228	3,254	2,871
Ouray .....	92	775	444
Park .....	36	522	399
Phillips .....	97	536	616
Pitkin .....	122	772	273
Prowers .....	266	1,732	1,655
Pueblo .....	1,188	8,958	6,053
Rio Blanco .....	24	613	448
Rio Grande .....	69	1,303	1,044
Routt .....	158	1,580	937
Saguache .....	63	944	699
San Juan .....	100	530	241
San Miguel .....	91	1,064	674
Sedgwick .....	69	409	516
Summit .....	44	597	285
Teller .....	381	2,857	1,896


## FOR SUPERINTENDENT OF PUBLIC INSTRUCTION—Continued

COUNTIES	Mary E. Hotz Blakeley (Soc.)	Mary C. C. Bradford (Dem.)	Helen M. Wixson (Rep.-Proh.)
Washington .....	167	1,291	1,053
Weld .....	523	6,744	6,283
Yuma .....	279	1,719	1,695
Total .....	15,444	142,834	107,310

Scattering, 1 Candidate. Total, 1 Vote.

Bradford over Wixson, 35,524.





FOR REGENTS OF THE UNIVERSITY OF COLORADO

COUNTIES	Thomas T. Barnard (Dem.)	William J. King (Rep.)	Grace B. Marians (Soc.)	Edwin A. Miller (Prog.)	Clifford W. Mills (Dem.)	Anna Wolcott Valle (Rep.)	Love Westfall (Soc.)
Adams .....	1,301	1,131	152	43	1,235	1,174	145
Alamosa .....	855	591	103	16	781	537	83
Arapahoe .....	1,687	1,635	204	52	1,625	1,723	176
Archuleta .....	522	456	32	8	521	434	27
Baca .....	825	808	253	11	731	729	210
Bent .....	985	960	66	27	848	895	57
Boulder .....	4,911	4,791	710	174	4,670	4,667	706
Chaffee .....	1,716	1,065	150	25	1,585	996	133
Cheyenne .....	516	589	103	24	474	545	90
Clear Creek .....	900	509	62	17	786	536	74
Conejos .....	776	900	25	19	659	828	17
Costilla .....	869	617	38	12	839	601	40
Crowley .....	901	871	79	12	830	833	66
Custer .....	424	343	41	5	391	328	34
Delta .....	1,727	1,819	390	64	1,630	1,693	359
Denver .....	27,748	23,588	3,189	1,034	29,740	28,875	3,009

ABSTRACT OF VOTES CAST AT

## GENERAL ELECTION, TUESDAY, NOV. 7, 1916.

155

Dolores .....	171	41	45	1	173	47	43
Douglas .....	563	596	27	11	514	593	22
Eagle .....	725	505	76	12	667	474	70
Elbert .....	817	944	110	25	729	908	98
El Paso .....	6,058	7,240	851	329	5,520	7,209	750
Fremont .....	2,357	2,367	334	57	2,107	2,274	314
Garfield .....	1,661	1,250	215	23	1,565	1,211	199
Gilpin .....	474	411	34	12	409	399	33
Grand .....	439	386	32	10	409	372	23
Gunnison .....	1,134	737	154	19	1,124	734	156
Hinsdale .....	134	96	31	1	140	97	26
Huerfano .....	2,278	2,120	45	23	2,187	2,082	38
Jackson .....	214	179	7	9	195	165	6
Jefferson .....	2,164	2,202	187	54	2,006	2,209	190
Kiowa .....	692	690	120	21	601	677	112
Kit Carson .....	992	1,107	147	35	876	1,028	137
Lake .....	1,782	1,286	264	31	1,664	1,252	262
La Plata .....	1,959	1,022	204	30	1,786	1,025	184
Larimer .....	2,870	3,140	503	164	2,814	3,102	442
Las Animas .....	3,648	3,497	321	277	3,211	3,413	213
Lincoln .....	1,084	1,261	129	38	1,022	1,190	121
Logan .....	1,718	1,700	173	45	1,593	1,545	148
Mesa .....	2,731	2,454	708	127	2,571	2,345	720
Mineral .....	204	158	45	6	185	142	43