

STATE OF COLORADO

# Abstract of Votes Cast

AT THE

## Primary Election

Held on the Twelfth Day of September,  
A. D. 1916

AND AT THE

## General Election

Held on the Seventh Day of November,  
A. D. 1916

FOR

Presidential Electors, Congressmen, and State,  
Legislative and District Officers

ALSO THE

Proposed Constitutional Amendments  
Initiated and Referred Bills

COMPILED FROM OFFICIAL RETURNS

BY

JAMES R. NOLAND  
Secretary of State

1916



DENVER, COLORADO  
THE C. F. HOECKEL BLANK BOOK AND LITHOGRAPHING CO.  
1916

## ABSTRACT OF VOTES CAST AT

**FOR  
REPRESENTATIVES IN THE SIXTY-FIFTH CONGRESS,  
FOR FOURTH CONGRESSIONAL DISTRICT**

COUNTIES	Henry J. Baird (Rep.)	Emery D. Cox. (Soc.)	Edward T. Taylor (Dem.)
Archuleta .....	391	27	656
Chaffee .....	867	92	2,015
Delta .....	1,380	344	2,650
Dolores .....	40	36	227
Eagle .....	352	57	1,016
Garfield .....	917	154	2,468
Grand .....	348	17	552
Gunnison .....	622	134	1,434
Hinsdale .....	84	24	167
Jackson .....	130	5	301
Lake .....	1,080	221	2,181
La Plata .....	869	143	2,374
Mesa .....	1,782	629	4,057
Moffat .....	397	29	772
Montezuma .....	412	74	1,247
Montrose .....	1,044	246	2,408
Ouray .....	379	72	838
Pitkin .....	215	93	843
Rio Blanco .....	356	12	702
Routt .....	839	108	1,662
San Juan .....	202	73	597
San Miguel .....	455	67	1,110
Summit .....	236	38	649
	13,397	2,695	30,926

Taylor over Baird, 17,529



ABSTRACT OF VOTES CAST AT  
FOR JUDGES OF SUPREME COURT  
(For the Term of Ten Years)

COUNTIES	George W. Allen (Rep.)	Morton S. Bailey (Dem.)	William H. Gabbert (Rep.)	Robert Kerr * (Prog.)	Channing Sweet (Soc.)	Samuel N. Wheeler (Dem.)
Adams .....	1,179	1,368	1,021	32	169	1,312
Alamosa .....	554	928	503	18	87	703
Arapahoe .....	1,729	1,767	1,476	47	203	1,398
Archuleta .....	446	544	402	21	40	529
Baca .....	825	835	724	30	249	637
Bent .....	940	1,013	872	23	56	789
Boulder .....	4,395	5,600	4,331	173	726	4,777
Chaffee .....	1,019	1,886	934	30	143	1,637
Cheyenne .....	599	557	521	24	100	469
Clear Creek ....	578	869	520	21	60	742
Conejos .....	838	849	741	17	23	620
Costilla .....	551	807	505	12	34	749
Crowley .....	823	877	796	27	68	784
Custer .....	314	496	320	7	37	341
Delta .....	1,765	1,874	1,704	85	405	1,746
Denver .....	28,799	32,777	25,407	886	3,336	24,760
Dolores .....	56	180	41	6	43	179
Douglas .....	619	551	565	10	33	497
Eagle .....	526	757	466	10	76	708
Elbert .....	940	795	781	40	106	642
El Paso .....	6,887	6,390	6,793	1,229	875	5,477
Fremont .....	2,022	2,942	2,071	80	329	1,933
Garfield .....	1,321	1,717	1,069	32	235	1,778
Gilpin .....	385	480	362	9	37	415
Grand .....	440	441	356	10	26	405
Gunnison .....	820	1,154	662	23	170	1,178
Hinsdale .....	115	128	96	1	30	143
Huerfano .....	1,930	2,324	1,904	27	47	1,996
Jackson .....	187	215	161	4	5	187
Jefferson .....	2,179	2,465	2,094	60	200	1,781

**FOR JUDGES OF SUPREME COURT—Continued**  
**(For the Term of Ten Years)**

COUNTIES	George W. Allen (Rep.)	Morton S. Bailey (Dem.)	William H. Gabbert (Rep.)	Robert Kerr (Prog.)	Channing Sweet (Soc.)	Samuel N. Wheeler (Dem.)
Kiowa .....	694	711	645	30	123	546
Kit Carson .....	1,133	979	965	46	185	867
Lake .....	1,440	1,761	1,231	36	265	1,663
La Plata .....	1,085	2,013	874	30	220	1,920
Larimer .....	3,234	3,161	3,068	104	530	2,665
Las Animas ....	3,392	3,785	3,165	74	240	3,277
Lincoln .....	1,331	1,173	1,197	44	138	1,007
Logan .....	1,699	1,793	1,513	50	189	1,567
Mesa .....	2,134	2,722	1,968	112	749	3,850
Mineral .....	135	200	134	10	43	166
Moffat .....	555	557	487	15	50	530
Montezuma .....	492	1,041	425	22	90	997
Montrose .....	1,437	1,840	1,339	55	322	1,804
Morgan .....	1,710	1,564	1,621	45	172	1,244
Otero .....	2,646	3,178	2,541	63	209	2,473
Ouray .....	458	704	411	15	91	699
Park .....	344	592	343	7	38	402
Phillips .....	580	512	517	25	91	414
Pitkin .....	303	623	249	13	128	608
Prowers .....	1,512	1,496	1,501	63	245	1,091
Pueblo .....	5,765	9,381	6,732	224	1,305	7,103
Rio Blanco .....	437	518	374	8	25	512
Rio Grande .....	948	1,179	974	21	69	885
Routt .....	1,000	1,327	892	40	160	1,296
Saguaché .....	654	880	634	14	63	689
San Juan .....	271	485	222	12	89	483
San Miguel .....	705	955	772	18	95	882
Sedgwick .....	517	353	470	13	75	302
Summit .....	291	574	249	7	52	512
Teller .....	1,928	1,797	1,770	110	374	2,354


ABSTRACT OF VOTES CAST AT

FOR JUDGES OF SUPREME COURT—Continued  
(For the Term of Ten Years)

COUNTIES	George W. Allen (Rep.)	Morton S. Bailey (Dem.)	William H. Gabbert (Rep.)	Robert Kerr (Prog.)	Channing Sweet (Soc.)	Samuel N. Wheeler (Dem.)
Washington ....	1,080	1,003	899	37	133	835
Weld .....	5,819	5,834	5,622	133	473	5,034
Yuma .....	1,598	1,532	1,448	54	289	1,378
	<hr/>	<hr/>	<hr/>	<hr/>	<hr/>	<hr/>
	111,236	130,809	103,450	4,544	15,268	109,368

Scattering, 1 candidate. Total, 1 Vote

Bailey over Wheeler.....21,441  
Allen over Wheeler..... 1,868



## ABSTRACT OF VOTES CAST AT

## FOR GOVERNOR

COUNTIES	George A. Carlson (Rep.)	Charles E. Goddard (Soc.)	Julius C. Gunter (Dem.)	Louis E. Leeder (Lib.)
Adams .....	1,203	139	1,861	7
Alamosa .....	626	77	1,076	19
Arapahoe .....	1,659	185	2,346	7
Archuleta .....	472	33	589	8
Baca .....	953	251	934	5
Bent .....	1,020	49	1,219	.....
Boulder .....	4,902	616	6,356	16
Chaffee .....	1,163	100	2,027	3
Cheyenne .....	628	97	653	3
Clear Creek .....	565	45	1,124	9
Conejos .....	1,098	18	913	5
Costilla .....	588	31	908	1
Crowley .....	1,004	63	1,002	5
Custer .....	377	41	482	2
Delta .....	2,143	335	2,089	4
Denver .....	24,427	2,379	40,739	186
Dolores .....	69	37	195	.....
Douglas .....	616	26	689	.....
Eagle .....	503	59	936	2
Elbert .....	1,008	106	1,120	2
El Paso .....	7,884	724	7,126	23
Fremont .....	2,661	277	2,656	8
Garfield .....	1,451	201	1,983	21
Gilpin .....	449	29	542	7
Grand .....	374	25	525	4
Gunnison .....	842	154	1,364	3
Hinsdale .....	101	24	161	.....
Huerfano .....	2,196	32	2,344	11
Jackson .....	185	8	297	.....
Jefferson .....	2,254	173	2,942	15



## FOR GOVERNOR—Continued

COUNTIES	George A. Carlson (Rep.)	Charles E. Goddard (Soc.)	Julius C. Gunter (Dem.)	Louis E. Leeder (Lib.)
Kiowa .....	858	125	719	.....
Kit Carson .....	1,320	173	1,071	21
Lake .....	1,207	201	2,374	4
La Plata .....	1,212	189	2,249	14
Larimer .....	3,353	495	4,002	9
Las Animas .....	3,232	175	4,564	40
Lincoln .....	1,365	122	1,420	10
Logan .....	1,860	181	2,116	2,400
Mesa .....	3,106	659	3,314	9
Mineral .....	146	45	270	.....
Moffat .....	604	35	617	1
Montezuma .....	593	90	1,164	1
Montrose .....	1,903	287	1,932	.....
Morgan .....	1,836	164	1,839	4
Otero .....	3,130	163	3,240	4
Ouray .....	519	78	781	4
Park .....	377	40	602	1
Phillips .....	770	91	496	.....
Pitkin .....	371	110	733	4
Prowers .....	2,135	235	1,644	7
Pueblo .....	7,097	910	8,987	31
Rio Blanco .....	511	16	585	2
Rio Grande .....	1,072	49	1,388	1
Routt .....	1,027	134	1,613	8
Saguache .....	826	55	970	2
San Juan .....	291	84	547	3
San Miguel .....	724	70	1,116	1
Sedgwick .....	600	79	382	2
Summit .....	270	47	641	2
Teller .....	2,139	285	2,996	5

## ABSTRACT OF VOTES CAST AT

## FOR GOVERNOR—Continued

COUNTIES	George A. Carlson (Rep.)	Charles E. Goddard (Soc.)	Julius C. Gunter (Dem.)	Louis E. Leeder (Lib.)
Washington .....	1,206	140	1,442	10
Weld .....	6,740	385	7,168	41
Yuma .....	1,902	249	1,732	8
	<hr/>	<hr/>	<hr/>	<hr/>
	117,723	12,495	151,962	2,025

Scattering, 1 Candidate. Total, 8 Votes.

Gunter over Carlson, 34,239



ABSTRACT OF VOTES CAST AT  
FOR LIEUTENANT GOVERNOR

COUNTIES	Moses E. Lewis (Rep.)	Harry W. Mahlenbrock (Lib.)	James A. Fulliam (Dem.)	Chas. Rush (Soc.)
Adams .....	1,260	22-	1,586	168
Alamosa .....	612	5	933	82
Arapahoe .....	1,741	25	2,022	184
Archuleta .....	462	20	621	31
Baca .....	894	11	885	263
Bent .....	1,060	8	1,058	62
Boulder .....	4,706	33	5,601	678
Chaffee .....	1,048	21	1,798	249
Cheyenne .....	629	14	592	96
Clear Creek .....	556	15	996	53
Conejos .....	1,026	22	863	21
Costilla .....	647	12	926	41
Crowley .....	922	14	941	68
Custer .....	390	9	445	40
Delta .....	1,978	14	1,966	403
Denver .....	25,760	791	33,650	2,869
Dolores .....	42	4	218	43
Douglas .....	618	4	613	30
Eagle .....	457	12	792	185
Elbert .....	1,009	14	923	117
El Paso .....	7,925	67	6,498	805
Fremont .....	2,740	11	2,335	304
Garfield .....	1,349	12	1,329	235
Gilpin .....	429	6	550	25
Grand .....	407	4	499	26
Gunnison .....	822	11	1,274	161
Hinsdale .....	109	4	141	27
Huerfano .....	2,151	18	2,284	38
Jackson .....	186	1	238	.....
Jefferson .....	2,395	58	2,493	212

## FOR LIEUTENANT GOVERNOR—Continued


COUNTIES	Moses E. Lewis (Rep.)	Harry W. Mahlenbrock (Lib.)	James A. Pulliam (Dem.)	Chas. Rush (Soc.)
Kiowa .....	794	2	687	63
Kit Carson .....	1,239	16	1,007	181
Lake .....	1,267	14	2,019	299
La Plata .....	819	20	2,560	190
Larimer .....	3,490	32	3,485	519
Las Animas .....	3,792	97	3,899	216
Lincoln .....	1,353	13	1,195	129
Logan .....	1,734	16	2,012	179
Mesa .....	2,788	37	3,092	796
Mineral .....	149	1	240	45
Moffat .....	581	12	567	43
Montezuma .....	482	7	1,278	87
Montrose .....	1,677	14	1,879	314
Morgan .....	1,874	15	1,669	164
Otero .....	2,964	18	3,243	193
Ouray .....	473	10	777	92
Park .....	412	3	531	37
Phillips .....	653	12	522	86
Pitkin .....	333	6	678	123
Prowers .....	1,890	21	1,557	249
Pueblo .....	6,914	68	8,108	1,149
Rio Blanco .....	495	7	575	27
Rio Grande .....	1,092	12	1,272	61
Routt .....	1,031	9	1,444	145
Saguache .....	775	13	905	59
San Juan .....	258	.....	568	84
San Miguel .....	669	6	1,027	85
Sedgwick .....	548	5	381	77
Summit .....	298	3	605	50
Teller .....	2,082	33	2,769	335

## ABSTRACT OF VOTES CAST AT

## FOR LIEUTENANT GOVERNOR—Continued

COUNTY	Moses E. Lewis (Rep.)	Harry W. Mahlenbrock (Lib.)	James A. Pulliam (Dem.)	Chas. Rush (Soc.)
Washington .....	1,203	10	1,190	150
Weld .....	6,552	44	6,372	484
Yuma .....	1,760	19	1,667	292
	<hr/>	<hr/>	<hr/>	<hr/>
	116,771	1,857	134,850	14,519

Pulliam over Lewis, 18,079



## ABSTRACT OF VOTES CAST AT

## FOR SECRETARY OF STATE

COUNTIES	William L. Henderson (Prog.)	James R. Noland (Dem.)	John E. Barner (Rep.-Prob.)	Charles Williams (Lib.)	Lizabeth A. Williams (Soc.)
Adams .....	40	1,521	1,287	14	158
Alamosa .....	14	886	651	9	75
Arapahoe .....	47	1,914	1,761	13	197
Archuleta .....	17	601	460	13	31
Baca .....	17	894	831	10	224
Bent .....	29	989	1,043	5	60
Boulder .....	119	5,099	5,002	55	653
Chaffee .....	34	1,895	1,026	8	135
Cheyenne .....	31	576	613	13	100
Clear Creek .....	16	987	561	7	47
Conejos .....	33	853	964	10	22
Costilla .....	11	911	660	10	26
Crowley .....	28	933	926	6	64
Custer .....	10	450	348	2	41
Delta .....	47	1,591	2,414	16	371
Denver .....	930	30,841	28,465	498	2,516
Dolores .....	2	207	44	3	45
Douglas .....	20	604	614	8	20
Eagle .....	22	837	508	13	70
Elbert .....	48	923	970	8	111
El Paso .....	313	6,140	7,846	33	790
Fremont .....	66	2,471	2,568	25	320
Garfield .....	52	1,870	1,325	27	194
Gilpin .....	11	524	427	5	43
Grand .....	11	496	403	6	21
Gunnison .....	29	1,324	770	12	155
Hinsdale .....	2	140	111	1	30
Huerfano .....	35	2,314	2,088	22	13
Jackson .....	6	201	250	2	10
Jefferson .....	64	2,443	2,348	33	176



## FOR SECRETARY OF STATE—Continued

COUNTIES	William L. Henderson (Prog.)	James R. Noland (Dem.)	John E. Ramer (Rep.-Proh.)	Charles Williams (Lib.)	Lizabeth A. Williams (Soc.)
Kiowa .....	19	718	790	3	120
Kit Carson .....	58	1,052	1,181	17	165
Lake .....	73	1,917	1,321	18	265
La Plata .....	58	2,143	1,044	12	197
Larimer .....	100	2,798	4,223	38	470
Las Animas .....	89	3,990	3,384	60	291
Lincoln .....	45	1,184	1,335	11	133
Logan .....	149	1,879	1,751	25	165
Mesa .....	129	2,988	2,913	21	768
Mineral .....	2	231	151	.....	48
Moffat .....	17	595	549	6	47
Montezuma .....	24	1,187	504	9	92
Montrose .....	47	1,860	1,680	13	304
Morgan .....	61	1,561	1,892	19	157
Otero .....	47	3,223	2,916	14	215
Ouray .....	14	742	481	8	88
Park .....	4	510	407	8	28
Phillips .....	22	515	625	3	88
Pitkin .....	14	700	332	3	124
Prowers .....	86	1,545	1,803	28	232
Pueblo .....	164	7,761	7,311	78	1,086
Rio Blanco .....	7	594	456	7	21
Rio Grande .....	19	1,218	1,106	10	57
Routt .....	47	1,470	1,011	12	156
Saguache .....	16	937	716	9	60
San Juan .....	10	525	252	8	80
San Miguel .....	34	1,012	648	9	88
Sedgwick .....	22	380	531	7	67
Summit .....	17	584	292	2	46
Teller .....	74	2,779	1,999	28	360


## ABSTRACT OF VOTES CAST AT

## FOR SECRETARY OF STATE—Continued

COUNTIES	William L. Henderson (Prog.)	James R. Noland (Dem.)	John E. Ramer (Rep.-Proh.)	Charles Williams (Lib.)	Lizabeth A. Williams (Soc.)
Washington .....	85	1,159	1,141	7	140
Weld .....	179	6,060	6,632	40	553
Yuma .....	56	1,693	1,694	18	277
	<hr/>	<hr/>	<hr/>	<hr/>	<hr/>
	3,882	128,955	120,355	1,438	13,706

Scattering, 1 Candidate. Total, 1 Vote.

Noland over Ramer, 8,600.



## ABSTRACT OF VOTES CAST AT

## FOR AUDITOR OF STATE

COUNTIES	Henry C. Ehrman (Lib.)	Charles H. Leckenby (Dem.)	J. H. Mayfield (Soc.)	G. F. Stevens (Proh.-Prog.)	Olie Thorson (Rep.)
Adams .....	21	1,533	173	125	1,105
Alamosa .....	7	934	85	85	508
Arapahoe .....	38	1,946	198	177	1,563
Archuleta .....	3	583	30	43	434
Baca .....	6	879	275	98	757
Bent .....	5	1,015	68	156	894
Boulder .....	24	5,340	705	712	4,111
Chaffee .....	16	1,875	142	114	950
Cheyenne .....	10	574	107	96	528
Clear Creek .....	13	1,030	50	58	464
Conejos .....	9	852	24	75	871
Costilla .....	3	925	40	47	613
Crowley .....	9	917	73	101	824
Custer .....	9	467	38	24	328
Delta .....	9	1,910	401	348	1,613
Denver .....	704	33,127	2,930	3,311	21,462
Dolores .....	2	208	42	3	40
Douglas .....	8	633	29	47	576
Eagle .....	4	769	70	51	566
Elbert .....	16	914	115	109	898
El Paso .....	45	6,051	816	1,107	7,033
Fremont .....	14	2,558	327	427	2,071
Garfield .....	6	1,659	208	107	1,630
Gilpin .....	8	522	35	39	363
Grand .....	2	524	21	43	354
Gunnison .....	9	1,292	167	95	715
Hinsdale .....	...	148	28	6	105
Huerfano .....	7	2,340	43	79	2,065
Jackson .....	1	273	10	10	135
Jefferson .....	11	2,464	199	237	2,138

## FOR AUDITOR OF STATE—Continued

COUNTIES	Henry C. Ehrman (Lib.)	Charles H. Leckenby (Dem.)	J. H. Mayfield (Soc.)	G. E. Stevens (Proh-Prog.)	Olie Thorson (Rep.)
Kiowa .....	2	719	123	92	709
Kit Carson .....	11	1,038	179	155	1,057
Lake .....	8	1,842	255	127	1,367
La Plata .....	22	2,167	199	125	953
Larimer .....	26	3,266	553	452	3,130
Las Animas .....	44	3,816	234	345	3,289
Lincoln .....	12	1,192	134	180	1,146
Logan .....	12	1,924	177	260	1,542
Mesa .....	16	2,984	745	583	2,389
Mineral .....	1	243	49	13	124
Moffat .....	6	625	38	38	509
Montezuma .....	2	1,265	89	79	383
Montrose .....	13	1,964	311	216	1,383
Morgan .....	10	1,592	156	205	1,695
Otero .....	14	3,241	220	319	2,578
Ouray .....	5	756	91	63	413
Park .....	0	501	36	38	308
Phillips .....	5	505	88	75	574
Pitkin .....	4	744	118	23	294
Prowers .....	17	1,584	257	299	1,500
Pueblo .....	55	8,823	1,225	728	5,624
Rio Blanco .....	2	593	18	41	433
Rio Grande .....	10	1,252	58	121	951
Routt .....	10	1,901	136	74	658
Saguache .....	14	932	59	64	659
San Juan .....	6	500	80	26	279
San Miguel .....	5	1,014	84	59	629
Sedgwick .....	4	368	71	65	490
Summit .....	5	588	54	47	256
Teller .....	16	2,748	380	217	1,794


## ABSTRACT OF VOTES CAST AT

## FOR AUDITOR OF STATE—Continued

COUNTIES	Henry C. Ehrman (Lib.)	Charles H. Leckenby (Dem.)	J. H. Mayfield (Soc.)	G. F. Stevens (Profr-Prog.)	Olie Thorson (Rep.)
Washington .....	22	1,185	147	168	977
Weld .....	98	6,173	470	1,160	5,808
Yuma .....	14	1,655	298	229	1,484
Total .....	1,510	133,962	14,585	14,616	101,099

Scattering, 1 Candidate. Total, 1 Vote.

Leckenby over Thorson, 32,863.



## ABSTRACT OF VOTES CAST AT

## FOR STATE TREASURER

COUNTIES	Cyrillus B. Ayres (Lib.)	Robert H. Higgins (Dem.)	Harry E. Mulnix (Rep.)	Alfred Pomeroy (Soc.)
Adams .....	19	1,535	1,273	147
Alamosa .....	2	872	659	86
Arapahoe .....	13	1,844	1,866	187
Archuleta .....	10	583	460	29
Baca .....	5	927	822	272
Bent .....	6	1,063	1,007	64
Boulder .....	32	5,256	4,876	738
Chaffee .....	13	1,823	1,152	133
Cheyenne .....	7	584	630	91
Clear Creek .....	2	964	580	56
Conejos .....	17	823	994	23
Costilla .....	7	952	631	37
Crowley .....	8	956	911	73
Custer .....	...	463	350	43
Delta .....	10	1,901	1,994	399
Denver .....	571	26,650	32,279	3,166
Dolores .....	2	189	57	46
Douglas .....	4	583	694	28
Eagle .....	7	735	618	80
Elbert .....	6	908	1,023	114
El Paso .....	42	6,135	7,869	822
Fremont .....	12	2,425	2,682	330
Garfield .....	13	1,793	1,472	211
Gilpin .....	4	484	474	33
Grand .....	2	457	461	23
Gunnison .....	6	1,265	832	154
Hinsdale .....	...	143	111	28
Huerfano .....	14	2,430	2,201	33
Jackson .....	1	222	186	8
Jefferson .....	15	2,363	2,461	192



## FOR STATE TREASURER—Continued

COUNTIES	Cyrillus B. Ayres (Lib.)	Robert H. Higgins (Dem.)	Harry E. Mulnix (Rep.)	Alfred Pomeroy (Soc.)
Kiowa .....	3	741	783	125
Kit Carson .....	11	1,053	1,028	174
Lake .....	13	1,587	1,642	345
La Plata .....	30	2,068	1,105	216
Larimer .....	25	3,177	3,682	514
Las Animas .....	37	3,630	3,958	208
Lincoln .....	9	1,203	1,342	128
Logan .....	19	1,912	1,753	191
Mesa .....	32	2,999	2,920	774
Mineral .....	...	218	160	47
Moffat .....	2	584	559	40
Montezuma .....	3	1,139	542	95
Montrose .....	12	1,998	1,549	321
Morgan .....	11	1,591	1,910	156
Otero .....	22	3,266	2,880	214
Ouray .....	6	715	509	91
Park .....	...	491	435	36
Phillips .....	7	526	622	88
Pitkin .....	5	646	409	121
Prowers .....	12	1,677	1,718	254
Pueblo .....	31	9,269	6,266	1,060
Rio Blanco .....	2	572	490	16
Rio Grande .....	14	1,203	1,096	62
Routt .....	12	1,440	1,068	158
Saguache .....	6	898	754	56
San Juan .....	4	466	337	78
San Miguel .....	2	963	771	89
Sedgwick .....	4	391	528	71
Summit .....	1	588	299	44
Teller .....	11	2,607	2,166	354

## ABSTRACT OF VOTES CAST AT

## FOR STATE TREASURER—Continued

COUNTIES	Cyrillus B. Ayres (Lib.)	Robert H. Higgins (Dem.)	Harry E. Mulnix (Rep.)	Alfred Pomeroy (Soc.)
Washington .....	19	1,160	1,204	147
Weld .....	43	6,219	6,553	463
Yuma .....	12	1,703	1,667	286
	<hr/>	<hr/>	<hr/>	<hr/>
	1,270	126,033	124,330	14,668

Scattering, 2 Candidates. Total 2.

Higgins over Mulnix, 1,703.

