

STATE OF COLORADO

Abstract of Votes Cast

AT THE

Primary Election

Held on the Twelfth Day of September,
A. D. 1916

AND AT THE

General Election

Held on the Seventh Day of November,
A. D. 1916

FOR

Presidential Electors, Congressmen, and State,
Legislative and District Officers

ALSO THE

Proposed Constitutional Amendments
Initiated and Referred Bills

COMPILED FROM OFFICIAL RETURNS

BY

JAMES R. NOLAND
Secretary of State

1916



DENVER, COLORADO
THE C. F. HOECKEL BLANK BOOK AND LITHOGRAPHING CO.
1916

**FOR
REPRESENTATIVES IN THE SIXTY-FIFTH CONGRESS,
FOR THIRD CONGRESSIONAL DISTRICT**

COUNTIES	William G. Francis (Prog.)	Edward Keating (Dem.)	Geo. E. McClelland (Rep.)	David McGrew (Soc.)	William H. Steele (Soc.-Lab.)
Alamosa	4	908	582	49	4
Baca	12	1,067	732	174	19
Bent	14	1,226	869	41	7
Clear Creek	4	699	903	26	3
Conejos	13	873	894	13	7
Costilla	14	844	539	30	6
Crowley	7	948	814	38	14
Custer	5	469	340	24	5
Fremont	26	2,865	2,165	193	17
Gilpin	5	504	464	17	5
Huerfano	27	2,304	1,959	23	8
Jefferson	49	2,560	2,151	139	33
Kiowa	14	849	630	93	15
Las Animas	32	4,209	3,079	131	21
Mineral	2	223	142	29	2
Otero	40	3,253	2,813	167	24
Park	3	541	383	23	3
Prowers	38	1,694	1,551	171	30
Pueblo	91	8,883	6,597	844	157
Rio Grande	9	1,318	1,002	37	2
Saguache	7	933	656	34	3
Teller	27	3,013	1,872	196	40
	443	40,183	31,137	2,492	425

Scattering, 2 Candidates. Total, 3 Votes.

Keating over McClelland, 9,046

ABSTRACT OF VOTES CAST AT

**FOR
REPRESENTATIVES IN THE SIXTY-FIFTH CONGRESS,
FOR FOURTH CONGRESSIONAL DISTRICT**

COUNTIES	Henry J. Baird (Rep.)	Emery D. Cox. (Soc.)	Edward T. Taylor (Dem.)
Archuleta	391	27	656
Chaffee	867	92	2,015
Delta	1,380	344	2,650
Dolores	40	36	227
Eagle	352	57	1,016
Garfield	917	154	2,468
Grand	348	17	552
Gunnison	622	134	1,434
Hinsdale	84	24	167
Jackson	130	5	301
Lake	1,080	221	2,181
La Plata	869	143	2,374
Mesa	1,782	629	4,057
Moffat	397	29	772
Montezuma	412	74	1,247
Montrose	1,044	246	2,408
Ouray	379	72	838
Pitkin	215	93	843
Rio Blanco	356	12	702
Routt	839	108	1,662
San Juan	202	73	597
San Miguel	455	67	1,110
Summit	236	38	649
	13,397	2,695	30,926

Taylor over Baird, 17,529

ABSTRACT OF VOTES CAST AT
FOR JUDGES OF SUPREME COURT
(For the Term of Ten Years)

COUNTIES	George W. Allen (Rep.)	Morton S. Bailey (Dem.)	William H. Gabbert (Rep.)	Robert Kerr * (Prog.)	Channing Sweet (Soc.)	Samuel N. Wheeler (Dem.)
Adams	1,179	1,368	1,021	32	169	1,312
Alamosa	554	928	503	18	87	703
Arapahoe	1,729	1,767	1,476	47	203	1,398
Archuleta	446	544	402	21	40	529
Baca	825	835	724	30	249	637
Bent	940	1,013	872	23	56	789
Boulder	4,395	5,600	4,331	173	726	4,777
Chaffee	1,019	1,886	934	30	143	1,637
Cheyenne	599	557	521	24	100	469
Clear Creek	578	869	520	21	60	742
Conejos	838	849	741	17	23	620
Costilla	551	807	505	12	34	749
Crowley	823	877	796	27	68	784
Custer	314	496	320	7	37	341
Delta	1,765	1,874	1,704	85	405	1,746
Denver	28,799	32,777	25,407	886	3,336	24,760
Dolores	56	180	41	6	43	179
Douglas	619	551	565	10	33	497
Eagle	526	757	466	10	76	708
Elbert	940	795	781	40	106	642
El Paso	6,887	6,390	6,793	1,229	875	5,477
Fremont	2,022	2,942	2,071	80	329	1,933
Garfield	1,321	1,717	1,069	32	235	1,778
Gilpin	385	480	362	9	37	415
Grand	440	441	356	10	26	405
Gunnison	820	1,154	662	23	170	1,178
Hinsdale	115	128	96	1	30	143
Huerfano	1,930	2,324	1,904	27	47	1,996
Jackson	187	215	161	4	5	187
Jefferson	2,179	2,465	2,094	60	200	1,781

FOR JUDGES OF SUPREME COURT—Continued
(For the Term of Ten Years)

COUNTIES	George W. Allen (Rep.)	Morton S. Bailey (Dem.)	William H. Gabbert (Rep.)	Robert Kerr (Prog.)	Channing Sweet (Soc.)	Samuel N. Wheeler (Dem.)
Kiowa	694	711	645	30	123	546
Kit Carson	1,133	979	965	46	185	867
Lake	1,440	1,761	1,231	36	265	1,663
La Plata	1,085	2,013	874	30	220	1,920
Larimer	3,234	3,161	3,068	104	530	2,665
Las Animas	3,392	3,785	3,165	74	240	3,277
Lincoln	1,331	1,173	1,197	44	138	1,007
Logan	1,699	1,793	1,513	50	189	1,567
Mesa	2,134	2,722	1,968	112	749	3,850
Mineral	135	200	134	10	43	166
Moffat	555	557	487	15	50	530
Montezuma	492	1,041	425	22	90	997
Montrose	1,437	1,840	1,339	55	322	1,804
Morgan	1,710	1,564	1,621	45	172	1,244
Otero	2,646	3,178	2,541	63	209	2,473
Ouray	458	704	411	15	91	699
Park	344	592	343	7	38	402
Phillips	580	512	517	25	91	414
Pitkin	303	623	249	13	128	608
Prowers	1,512	1,496	1,501	63	245	1,091
Pueblo	5,765	9,381	6,732	224	1,305	7,103
Rio Blanco	437	518	374	8	25	512
Rio Grande	948	1,179	974	21	69	885
Routt	1,000	1,327	892	40	160	1,296
Saguaché	654	880	634	14	63	689
San Juan	271	485	222	12	89	483
San Miguel	705	955	772	18	95	882
Sedgwick	517	353	470	13	75	302
Summit	291	574	249	7	52	512
Teller	1,928	1,797	1,770	110	374	2,354


ABSTRACT OF VOTES CAST AT

FOR JUDGES OF SUPREME COURT—Continued
(For the Term of Ten Years)

COUNTIES	George W. Allen (Rep.)	Morton S. Bailey (Dem.)	William H. Gabbert (Rep.)	Robert Kerr (Prog.)	Channing Sweet (Soc.)	Samuel N. Wheeler (Dem.)
Washington	1,080	1,003	899	37	133	835
Weld	5,819	5,834	5,622	133	473	5,034
Yuma	1,598	1,532	1,448	54	289	1,378
	<hr/>	<hr/>	<hr/>	<hr/>	<hr/>	<hr/>
	111,236	130,809	103,450	4,544	15,268	109,368

Scattering, 1 candidate. Total, 1 Vote

Bailey over Wheeler.....21,441
Allen over Wheeler..... 1,868



ABSTRACT OF VOTES CAST AT

FOR GOVERNOR

COUNTIES	George A. Carlson (Rep.)	Charles E. Goddard (Soc.)	Julius C. Gunter (Dem.)	Louis E. Leeder (Lib.)
Adams	1,203	139	1,861	7
Alamosa	626	77	1,076	19
Arapahoe	1,659	185	2,346	7
Archuleta	472	33	589	8
Baca	953	251	934	5
Bent	1,020	49	1,219
Boulder	4,902	616	6,356	16
Chaffee	1,163	100	2,027	3
Cheyenne	628	97	653	3
Clear Creek	565	45	1,124	9
Conejos	1,098	18	913	5
Costilla	588	31	908	1
Crowley	1,004	63	1,002	5
Custer	377	41	482	2
Delta	2,143	335	2,089	4
Denver	24,427	2,379	40,739	186
Dolores	69	37	195
Douglas	616	26	689
Eagle	503	59	936	2
Elbert	1,008	106	1,120	2
El Paso	7,884	724	7,126	23
Fremont	2,661	277	2,656	8
Garfield	1,451	201	1,983	21
Gilpin	449	29	542	7
Grand	374	25	525	4
Gunnison	842	154	1,364	3
Hinsdale	101	24	161
Huerfano	2,196	32	2,344	11
Jackson	185	8	297
Jefferson	2,254	173	2,942	15

FOR GOVERNOR—Continued

COUNTIES	George A. Carlson (Rep.)	Charles E. Goddard (Soc.)	Julius C. Gunter (Dem.)	Louis E. Leeder (Lib.)
Kiowa	858	125	719
Kit Carson	1,320	173	1,071	21
Lake	1,207	201	2,374	4
La Plata	1,212	189	2,249	14
Larimer	3,353	495	4,002	9
Las Animas	3,232	175	4,564	40
Lincoln	1,365	122	1,420	10
Logan	1,860	181	2,116	2,400
Mesa	3,106	659	3,314	9
Mineral	146	45	270
Moffat	604	35	617	1
Montezuma	593	90	1,164	1
Montrose	1,903	287	1,932
Morgan	1,836	164	1,839	4
Otero	3,130	163	3,240	4
Ouray	519	78	781	4
Park	377	40	602	1
Phillips	770	91	496
Pitkin	371	110	733	4
Prowers	2,135	235	1,644	7
Pueblo	7,097	910	8,987	31
Rio Blanco	511	16	585	2
Rio Grande	1,072	49	1,388	1
Routt	1,027	134	1,613	8
Saguache	826	55	970	2
San Juan	291	84	547	3
San Miguel	724	70	1,116	1
Sedgwick	600	79	382	2
Summit	270	47	641	2
Teller	2,139	285	2,996	5

ABSTRACT OF VOTES CAST AT

FOR GOVERNOR—Continued

COUNTIES	George A. Carlson (Rep.)	Charles E. Goddard (Soc.)	Julius C. Gunter (Dem.)	Louis E. Leeder (Lib.)
Washington	1,206	140	1,442	10
Weld	6,740	385	7,168	41
Yuma	1,902	249	1,732	8
	<hr/>	<hr/>	<hr/>	<hr/>
	117,723	12,495	151,962	2,025

Scattering, 1 Candidate. Total, 8 Votes.

Gunter over Carlson, 34,239

ABSTRACT OF VOTES CAST AT
FOR LIEUTENANT GOVERNOR

COUNTIES	Moses E. Lewis (Rep.)	Harry W. Mahlenbrock (Lib.)	James A. Fulliam (Dem.)	Chas. Rush (Soc.)
Adams	1,260	22-	1,586	168
Alamosa	612	5	933	82
Arapahoe	1,741	25	2,022	184
Archuleta	462	20	621	31
Baca	894	11	885	263
Bent	1,060	8	1,058	62
Boulder	4,706	33	5,601	678
Chaffee	1,048	21	1,798	249
Cheyenne	629	14	592	96
Clear Creek	556	15	996	53
Conejos	1,026	22	863	21
Costilla	647	12	926	41
Crowley	922	14	941	68
Custer	390	9	445	40
Delta	1,978	14	1,966	403
Denver	25,760	791	33,650	2,869
Dolores	42	4	218	43
Douglas	618	4	613	30
Eagle	457	12	792	185
Elbert	1,009	14	923	117
El Paso	7,925	67	6,498	805
Fremont	2,740	11	2,335	304
Garfield	1,349	12	1,329	235
Gilpin	429	6	550	25
Grand	407	4	499	26
Gunnison	822	11	1,274	161
Hinsdale	109	4	141	27
Huerfano	2,151	18	2,284	38
Jackson	186	1	238
Jefferson	2,395	58	2,493	212

FOR LIEUTENANT GOVERNOR—Continued


COUNTIES	Moses E. Lewis (Rep.)	Harry W. Mahlenbrock (Lib.)	James A. Pulliam (Dem.)	Chas. Rush (Soc.)
Kiowa	794	2	687	63
Kit Carson	1,239	16	1,007	181
Lake	1,267	14	2,019	299
La Plata	819	20	2,560	190
Larimer	3,490	32	3,485	519
Las Animas	3,792	97	3,899	216
Lincoln	1,353	13	1,195	129
Logan	1,734	16	2,012	179
Mesa	2,788	37	3,092	796
Mineral	149	1	240	45
Moffat	581	12	567	43
Montezuma	482	7	1,278	87
Montrose	1,677	14	1,879	314
Morgan	1,874	15	1,669	164
Otero	2,964	18	3,243	193
Ouray	473	10	777	92
Park	412	3	531	37
Phillips	653	12	522	86
Pitkin	333	6	678	123
Prowers	1,890	21	1,557	249
Pueblo	6,914	68	8,108	1,149
Rio Blanco	495	7	575	27
Rio Grande	1,092	12	1,272	61
Routt	1,031	9	1,444	145
Saguache	775	13	905	59
San Juan	258	568	84
San Miguel	669	6	1,027	85
Sedgwick	548	5	381	77
Summit	298	3	605	50
Teller	2,082	33	2,769	335

ABSTRACT OF VOTES CAST AT

FOR LIEUTENANT GOVERNOR—Continued

COUNTY	Moses E. Lewis (Rep.)	Harry W. Mahlenbrock (Lib.)	James A. Pulliam (Dem.)	Chas. Rush (Soc.)
Washington	1,203	10	1,190	150
Weld	6,552	44	6,372	484
Yuma	1,760	19	1,667	292
	<hr/>	<hr/>	<hr/>	<hr/>
	116,771	1,857	134,850	14,519

Pulliam over Lewis, 18,079



ABSTRACT OF VOTES CAST AT

FOR SECRETARY OF STATE

COUNTIES	William L. Henderson (Prog.)	James R. Noland (Dem.)	John E. Barner (Rep.-Prob.)	Charles Williams (Lib.)	Lizabeth A. Williams (Soc.)
Adams	40	1,521	1,287	14	158
Alamosa	14	886	651	9	75
Arapahoe	47	1,914	1,761	13	197
Archuleta	17	601	460	13	31
Baca	17	894	831	10	224
Bent	29	989	1,043	5	60
Boulder	119	5,099	5,002	55	653
Chaffee	34	1,895	1,026	8	135
Cheyenne	31	576	613	13	100
Clear Creek	16	987	561	7	47
Conejos	33	853	964	10	22
Costilla	11	911	660	10	26
Crowley	28	933	926	6	64
Custer	10	450	348	2	41
Delta	47	1,591	2,414	16	371
Denver	930	30,841	28,465	498	2,516
Dolores	2	207	44	3	45
Douglas	20	604	614	8	20
Eagle	22	837	508	13	70
Elbert	48	923	970	8	111
El Paso	313	6,140	7,846	33	790
Fremont	66	2,471	2,568	25	320
Garfield	52	1,870	1,325	27	194
Gilpin	11	524	427	5	43
Grand	11	496	403	6	21
Gunnison	29	1,324	770	12	155
Hinsdale	2	140	111	1	30
Huerfano	35	2,314	2,088	22	13
Jackson	6	201	250	2	10
Jefferson	64	2,443	2,348	33	176

FOR SECRETARY OF STATE—Continued

COUNTIES	William L. Henderson (Prog.)	James R. Noland (Dem.)	John E. Ramer (Rep.-Proh.)	Charles Williams (Lib.)	Lizabeth A. Williams (Soc.)
Kiowa	19	718	790	3	120
Kit Carson	58	1,052	1,181	17	165
Lake	73	1,917	1,321	18	265
La Plata	58	2,143	1,044	12	197
Larimer	100	2,798	4,223	38	470
Las Animas	89	3,990	3,384	60	291
Lincoln	45	1,184	1,335	11	133
Logan	149	1,879	1,751	25	165
Mesa	129	2,988	2,913	21	768
Mineral	2	231	151	48
Moffat	17	595	549	6	47
Montezuma	24	1,187	504	9	92
Montrose	47	1,860	1,680	13	304
Morgan	61	1,561	1,892	19	157
Otero	47	3,223	2,916	14	215
Ouray	14	742	481	8	88
Park	4	510	407	8	28
Phillips	22	515	625	3	88
Pitkin	14	700	332	3	124
Prowers	86	1,545	1,803	28	232
Pueblo	164	7,761	7,311	78	1,086
Rio Blanco	7	594	456	7	21
Rio Grande	19	1,218	1,106	10	57
Routt	47	1,470	1,011	12	156
Saguache	16	937	716	9	60
San Juan	10	525	252	8	80
San Miguel	34	1,012	648	9	88
Sedgwick	22	380	531	7	67
Summit	17	584	292	2	46
Teller	74	2,779	1,999	28	360


ABSTRACT OF VOTES CAST AT

FOR SECRETARY OF STATE—Continued

COUNTIES	William L. Henderson (Prog.)	James R. Noland (Dem.)	John E. Ramer (Rep.-Proh.)	Charles Williams (Lib.)	Lizabeth A. Williams (Soc.)
Washington	85	1,159	1,141	7	140
Weld	179	6,060	6,632	40	553
Yuma	56	1,693	1,694	18	277
	<hr/>	<hr/>	<hr/>	<hr/>	<hr/>
	3,882	128,955	120,355	1,438	13,706

Scattering, 1 Candidate. Total, 1 Vote.

Noland over Ramer, 8,600.



ABSTRACT OF VOTES CAST AT

FOR AUDITOR OF STATE

COUNTIES	Henry C. Ehrman (Lib.)	Charles H. Leckenby (Dem.)	J. H. Mayfield (Soc.)	G. F. Stevens (Proh.-Prog.)	Olie Thorson (Rep.)
Adams	21	1,533	173	125	1,105
Alamosa	7	934	85	85	508
Arapahoe	38	1,946	198	177	1,563
Archuleta	3	583	30	43	434
Baca	6	879	275	98	757
Bent	5	1,015	68	156	894
Boulder	24	5,340	705	712	4,111
Chaffee	16	1,875	142	114	950
Cheyenne	10	574	107	96	528
Clear Creek	13	1,030	50	58	464
Conejos	9	852	24	75	871
Costilla	3	925	40	47	613
Crowley	9	917	73	101	824
Custer	9	467	38	24	328
Delta	9	1,910	401	348	1,613
Denver	704	33,127	2,930	3,311	21,462
Dolores	2	208	42	3	40
Douglas	8	633	29	47	576
Eagle	4	769	70	51	566
Elbert	16	914	115	109	898
El Paso	45	6,051	816	1,107	7,033
Fremont	14	2,558	327	427	2,071
Garfield	6	1,659	208	107	1,630
Gilpin	8	522	35	39	363
Grand	2	524	21	43	354
Gunnison	9	1,292	167	95	715
Hinsdale	148	28	6	105
Huerfano	7	2,340	43	79	2,065
Jackson	1	273	10	10	135
Jefferson	11	2,464	199	237	2,138

FOR AUDITOR OF STATE—Continued

COUNTIES	Henry C. Ehrman (Lib.)	Charles H. Leckenby (Dem.)	J. H. Mayfield (Soc.)	G. E. Stevens (Proh-Prog.)	Olie Thorson (Rep.)
Kiowa	2	719	123	92	709
Kit Carson	11	1,038	179	155	1,057
Lake	8	1,842	255	127	1,367
La Plata	22	2,167	199	125	953
Larimer	26	3,266	553	452	3,130
Las Animas	44	3,816	234	345	3,289
Lincoln	12	1,192	134	180	1,146
Logan	12	1,924	177	260	1,542
Mesa	16	2,984	745	583	2,389
Mineral	1	243	49	13	124
Moffat	6	625	38	38	509
Montezuma	2	1,265	89	79	383
Montrose	13	1,964	311	216	1,383
Morgan	10	1,592	156	205	1,695
Otero	14	3,241	220	319	2,578
Ouray	5	756	91	63	413
Park	0	501	36	38	308
Phillips	5	505	88	75	574
Pitkin	4	744	118	23	294
Prowers	17	1,584	257	299	1,500
Pueblo	55	8,823	1,225	728	5,624
Rio Blanco	2	593	18	41	433
Rio Grande	10	1,252	58	121	951
Routt	10	1,901	136	74	658
Saguache	14	932	59	64	659
San Juan	6	500	80	26	279
San Miguel	5	1,014	84	59	629
Sedgwick	4	368	71	65	490
Summit	5	588	54	47	256
Teller	16	2,748	380	217	1,794


ABSTRACT OF VOTES CAST AT

FOR AUDITOR OF STATE—Continued

COUNTIES	Henry C. Ehrman (Lib.)	Charles H. Leckenby (Dem.)	J. H. Mayfield (Soc.)	G. F. Stevens (Profr-Prog.)	Olie Thorson (Rep.)
Washington	22	1,185	147	168	977
Weld	98	6,173	470	1,160	5,808
Yuma	14	1,655	298	229	1,484
Total	1,510	133,962	14,585	14,616	101,099

Scattering, 1 Candidate. Total, 1 Vote.

Leckenby over Thorson, 32,863.



ABSTRACT OF VOTES CAST AT

FOR STATE TREASURER

COUNTIES	Cyrillus B. Ayres (Lib.)	Robert H. Higgins (Dem.)	Harry E. Mulnix (Rep.)	Alfred Pomeroy (Soc.)
Adams	19	1,535	1,273	147
Alamosa	2	872	659	86
Arapahoe	13	1,844	1,866	187
Archuleta	10	583	460	29
Baca	5	927	822	272
Bent	6	1,063	1,007	64
Boulder	32	5,256	4,876	738
Chaffee	13	1,823	1,152	133
Cheyenne	7	584	630	91
Clear Creek	2	964	580	56
Conejos	17	823	994	23
Costilla	7	952	631	37
Crowley	8	956	911	73
Custer	463	350	43
Delta	10	1,901	1,994	399
Denver	571	26,650	32,279	3,166
Dolores	2	189	57	46
Douglas	4	583	694	28
Eagle	7	735	618	80
Elbert	6	908	1,023	114
El Paso	42	6,135	7,869	822
Fremont	12	2,425	2,682	330
Garfield	13	1,793	1,472	211
Gilpin	4	484	474	33
Grand	2	457	461	23
Gunnison	6	1,265	832	154
Hinsdale	143	111	28
Huerfano	14	2,430	2,201	33
Jackson	1	222	186	8
Jefferson	15	2,363	2,461	192

FOR STATE TREASURER—Continued

COUNTIES	Cyrillus B. Ayres (Lib.)	Robert H. Higgins (Dem.)	Harry E. Mulnix (Rep.)	Alfred Pomeroy (Soc.)
Kiowa	3	741	783	125
Kit Carson	11	1,053	1,028	174
Lake	13	1,587	1,642	345
La Plata	30	2,068	1,105	216
Larimer	25	3,177	3,682	514
Las Animas	37	3,630	3,958	208
Lincoln	9	1,203	1,342	128
Logan	19	1,912	1,753	191
Mesa	32	2,999	2,920	774
Mineral	218	160	47
Moffat	2	584	559	40
Montezuma	3	1,139	542	95
Montrose	12	1,998	1,549	321
Morgan	11	1,591	1,910	156
Otero	22	3,266	2,880	214
Ouray	6	715	509	91
Park	491	435	36
Phillips	7	526	622	88
Pitkin	5	646	409	121
Prowers	12	1,677	1,718	254
Pueblo	31	9,269	6,266	1,060
Rio Blanco	2	572	490	16
Rio Grande	14	1,203	1,096	62
Routt	12	1,440	1,068	158
Saguache	6	898	754	56
San Juan	4	466	337	78
San Miguel	2	963	771	89
Sedgwick	4	391	528	71
Summit	1	588	299	44
Teller	11	2,607	2,166	354

ABSTRACT OF VOTES CAST AT

FOR STATE TREASURER—Continued

COUNTIES	Cyrillus B. Ayres (Lib.)	Robert H. Higgins (Dem.)	Harry E. Mulnix (Rep.)	Alfred Pomeroy (Soc.)
Washington	19	1,160	1,204	147
Weld	43	6,219	6,553	463
Yuma	12	1,703	1,667	286
	<hr/>	<hr/>	<hr/>	<hr/>
	1,270	126,033	124,330	14,668

Scattering, 2 Candidates. Total 2.

Higgins over Mulnix, 1,703.